

The background of the slide is a complex geometric pattern of overlapping triangles and polygons in various shades of green, teal, and blue. A dark blue rectangular area is overlaid on the right side of the slide, containing the main text.

**Municipal Sustainability Initiative**  
**- Summary of Historical Cuts to Operating and Capital Dollars**  
**- Local Impacts of Alberta Budget 2021**

Financial & Corporate Services  
FCS00480rev  
City Council, June 7, 2021

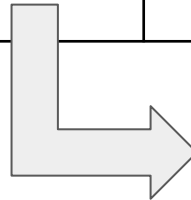
## Municipal Sustainability Initiative (MSI) - Comparison to Commitments

(\$millions)	Commitment	Payments	Difference
MSI (2007-2021)	\$3,517.4	\$3,457.2	*(\$60.2)
MSI Estimates (2022-2024)	\$690.0	\$350.0	(\$340.0)
<b>Total</b>	<b>\$4,207.4</b>	<b>\$3,807.2</b>	<b>\$400.2</b>

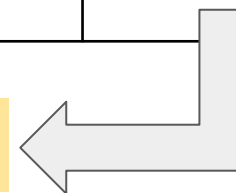
\* \$688.4 M less than expected payments by end of 2016 (original end date of MSI program)

## MSI Estimates - 2022-2024

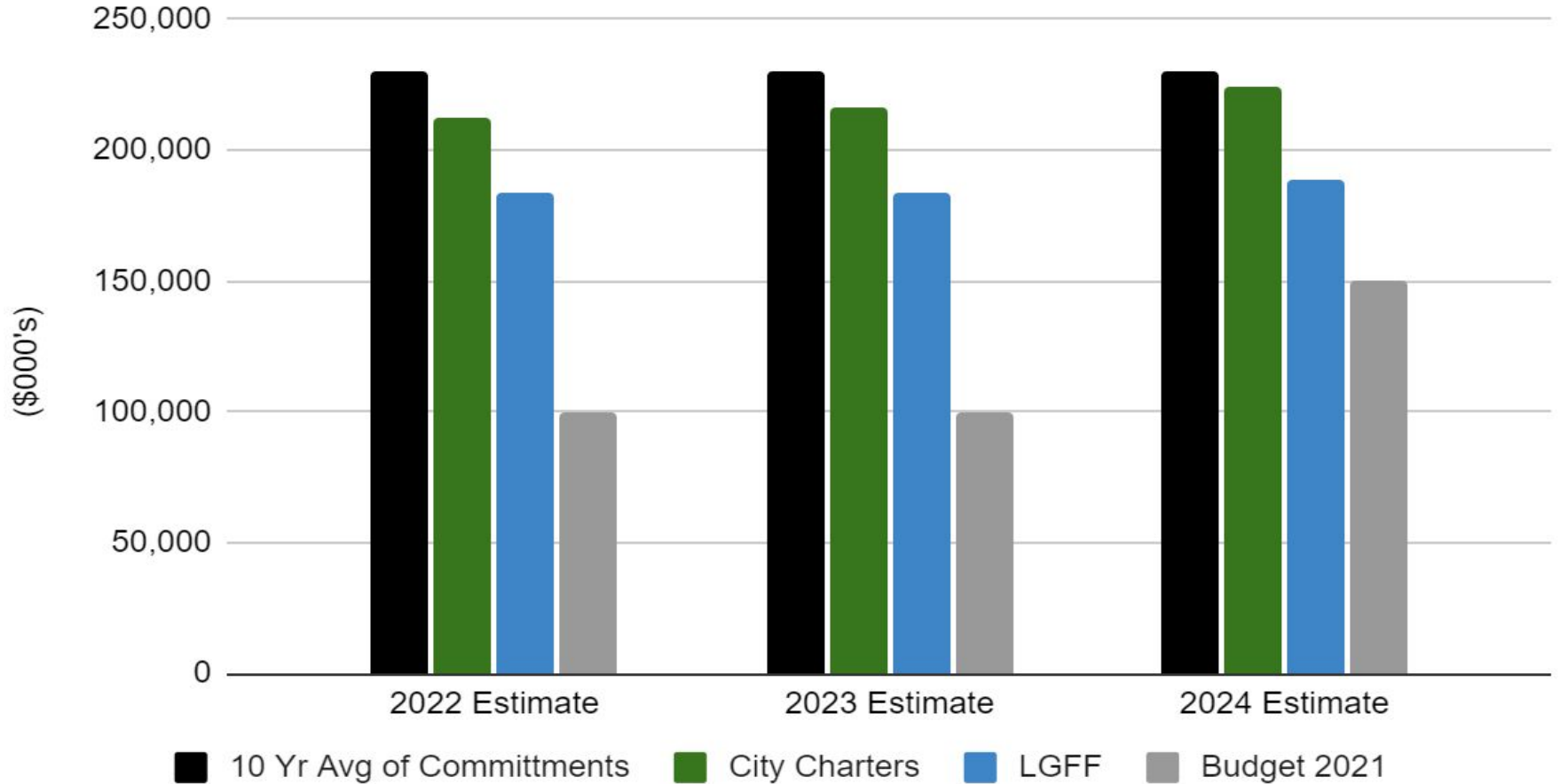
(\$ millions)	10 Year Average Commitment	City Charters	Local Government Fiscal Framework	Budget 2021
Annual Average (2022-2024)	\$230.0	\$218.0	\$185.0	\$116.7
Total (2022-2024)	<b>\$690.0</b>	\$654.0	\$555.0	<b>\$350.0</b>



**Decrease of \$340M**

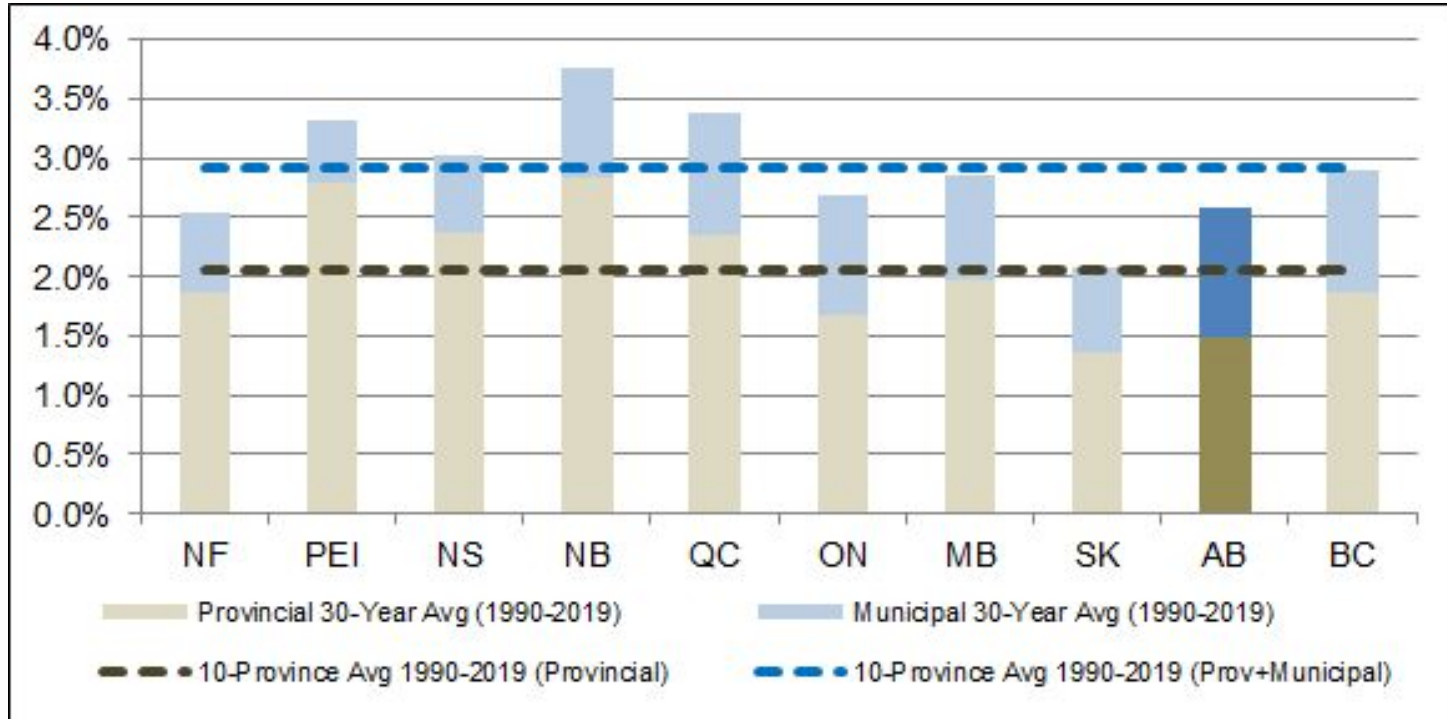


# MSI Estimates - 2022-2024



# Alberta's Public Capital Investments Were Below Average From 1990 - 2019

Government Capital Investment as % of GDP



## Alberta's Capital Spending in Context

	<b>Alberta</b>	<b>10-Province Average</b>
Population Growth (1990 - 2019)	71%	25%
Real GDP Growth (1990 - 2019)	132%	85%
Construction Labour Costs (2001 - 2019)	28% higher	
Population in Centres with 5,000+ people.	92%	75%

**Thank you**  
Questions?