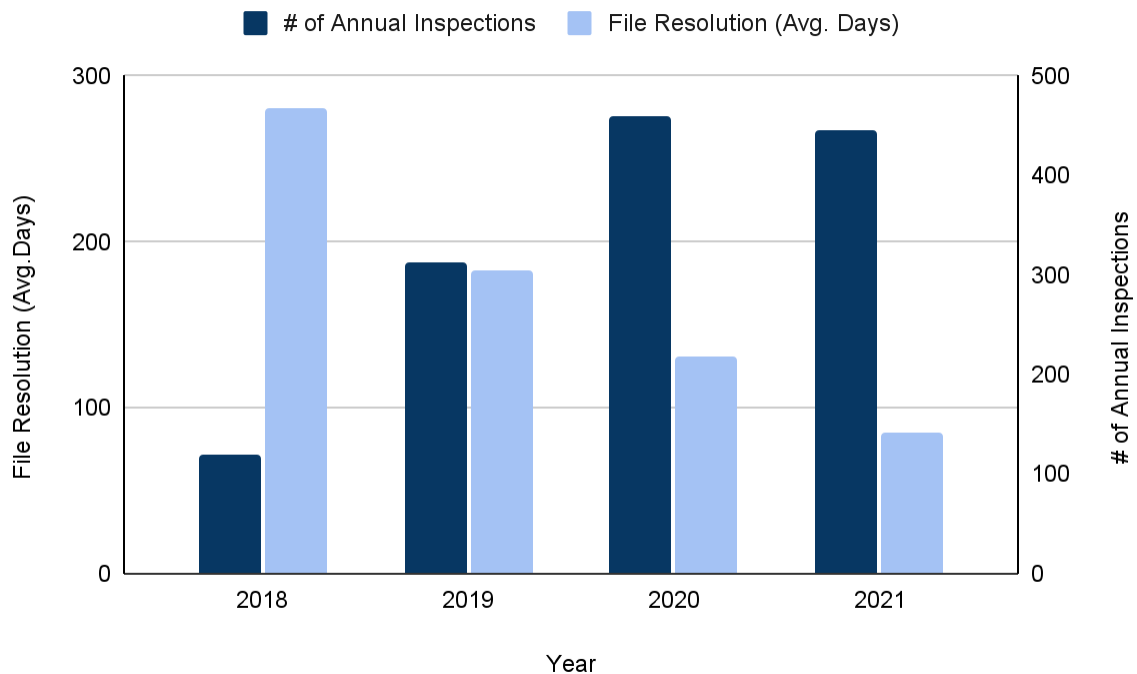


### Metrics of Problem Properties in Edmonton

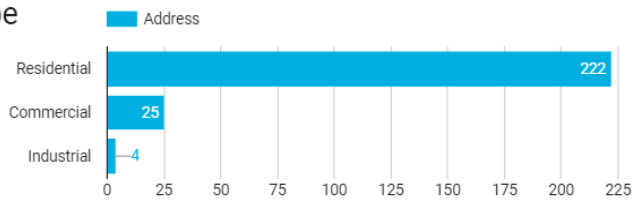
	2018	2019	2020	2021
New properties submitted	81	102	154	149
Team inspections conducted	119	313	460	445
Enforcement actions taken (all agencies)	238	715	824	783
Average days to first inspection	26	26	33	26
Average days to close a file (all agencies)	281	183	131	85



## DERELICT & VACANT BUILDING LOG

Data export as of February 24, 2022

### Building Type

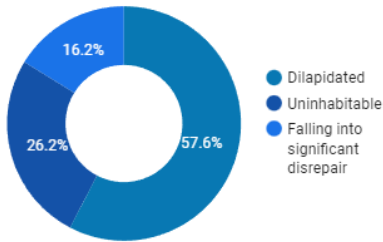


Jan 1, 2021 - Feb 24, 2022

# of Sites  
251

Total Inspections  
399

### Building State



### Is Currently

