

High Level Bridge Scenarios Cost Comparison

Scenarios

2023

2038

2048

2063



2073

2088



2100
(and beyond)

Total Cost



Scenario A: Critical Rehabilitation



Scenario B1: Rehabilitation




Scenario B2: Rehabilitation + Strategy Considerations



Scenario C1: New Bridge + High Level Bridge



Scenario C2: Replacement of High Level Bridge



Legend



Heritage Streetcar



Mass Transit



Shared Use Path



Vehicles



Capital & Operational Dollars



High Level Bridge Closed 1-2 Years