

Jurisdiction Scan, Permit Applications Statistics and Emergency Room Statistics

Jurisdictional Scan

Administration undertook several jurisdictional scans, to better understand the best practices of other municipalities and how Edmonton compares to them. Additionally, a number of other Deputy Fire Chiefs across the country were interviewed. The following is a summary of the surveys and discussions that occurred.

Summary table for Alberta Municipalities

		Edmonton	Calgary	Red Deer	St. Albert	Strathcona County	Spruce Grove	Fort Sask	Beaumont
Non-Professional Use	Discharge by non-professionals	✓	✗	✗	✗	✗	✗	✗	✗
	Allows sale of fireworks to non-professionals	✓	✗	✗	✗	✓	✗	✗	✗
Sales	Vendor Permit	✗	n/a	n/a	n/a	✓	n/a	n/a	n/a
Professional Use	Permit Approval Time	5 business days	7-10 business days	Does not specify		Does not specify			
	Permit Fee	\$147 or \$181	\$335	~\$174.00		Does not specify			

The following municipalities have banned non-professional fireworks discharge, although most allow permits if they are discharged by a certified professional.

- Montreal
- North Vancouver
- Regina
- Vancouver
- Airdrie
- Calgary
- Cochrane
- Lethbridge
- Medicine Hat
- Okotoks

Attachment 3

- High River
- Leduc (City of)
- Turner Valley
- Sylvan Lake

The following municipalities allow non-professional fireworks discharge **and/or** allow on certain culturally significant days:

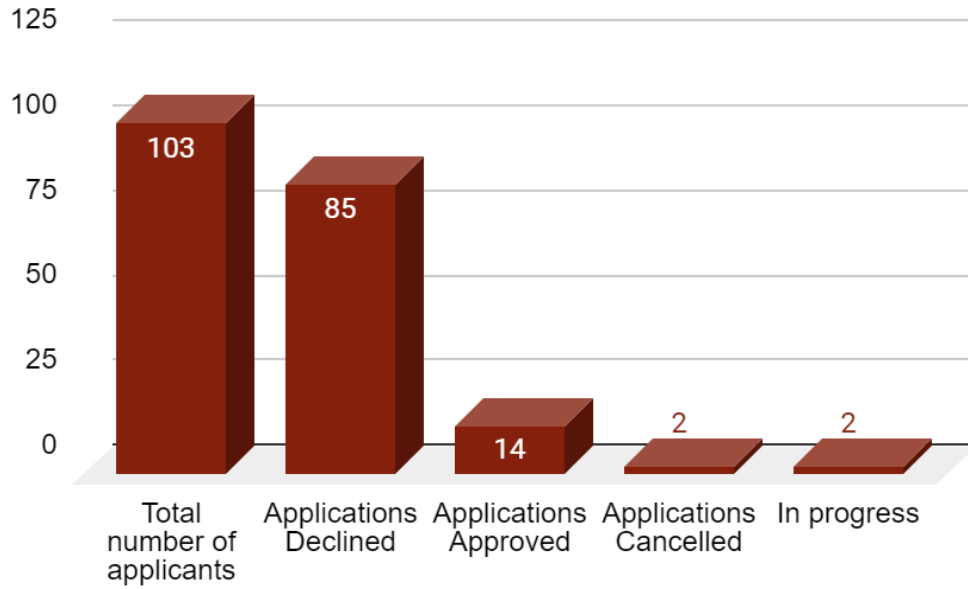
- Ottawa (select days only)
- Saskatoon (select days only)
- Toronto (Canada Day only)
- Devon
- Grande Prairie
- Leduc County
- Parkland County (select days only)
- Wetaskiwin

Permit Application Stats (2021)

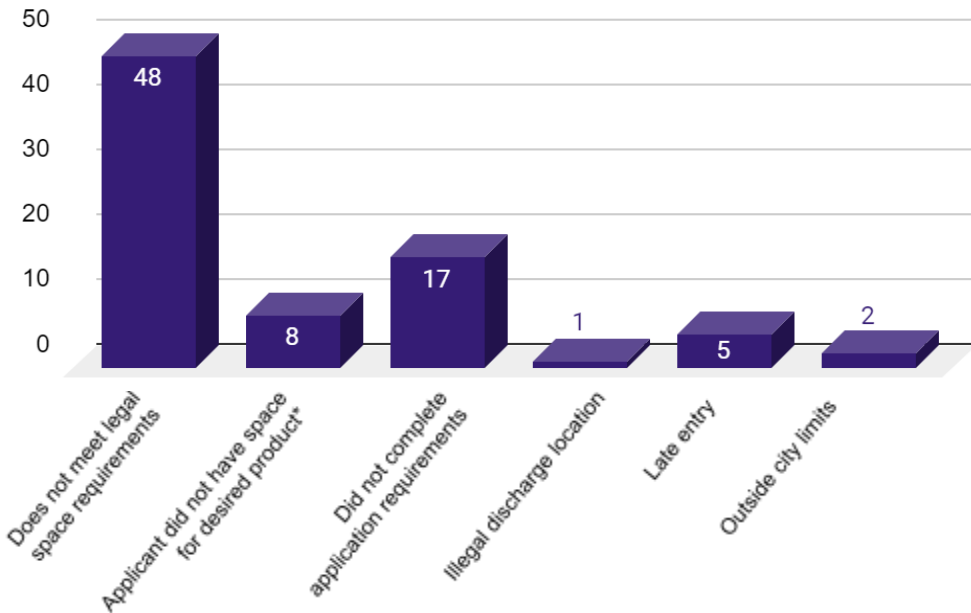
Tier I Applications

In 2021, there were 103 total applications for Tier I Discharge Permits, 85 of which were declined. Declined applications were primarily due to lack of space, not providing space measurements or not meeting other application requirements.

Application Stats



Reasons for declined application

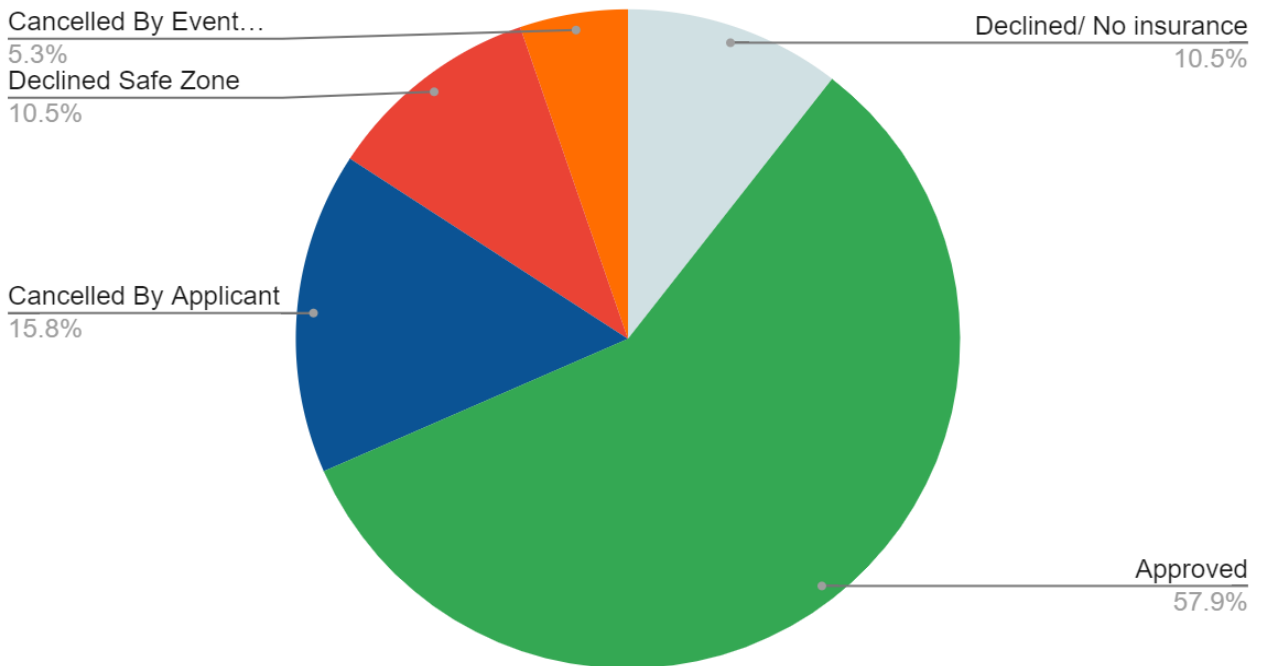


**"Applicant did not have space for desired product" is a code introduced in 2020 to phase out "Does not meet legal space requirements." Both codes refer to applications that do not demonstrate sufficient space for fallout zone requirements for desired product.*

Tier II Applications

There were 19 applications by community leagues, faith groups or community organizations for Tier II discharge permits. Eleven of these were approved, four were canceled by the applicant (COVID concerns), two were declined due to lack of insurance, and two were declined due to an insufficient safe zone.

Count of Status



Emergency Room Visits

The number of injury-related Emergency Room visits due to “Discharge of Fireworks” and “Explosives of other types” in Edmonton per year, from 2010 to 2021. As provided by the Alberta Health Services via email.

YEAR	Number of Fireworks related ED visits
2010	8
2011	2
2012	3
2013	3
2014	3
2015	2
2016	3
2017	5
2018	3
2019	2
2020	2
2021	8
TOTAL	44