

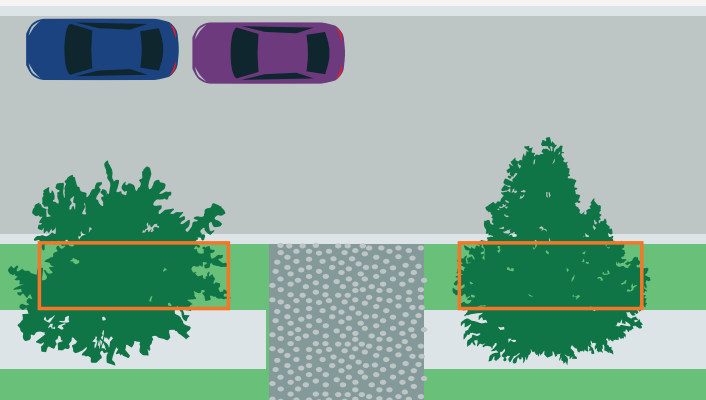
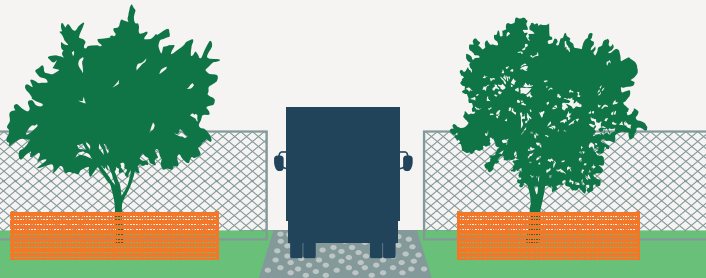
## TEMPORARY ACCESS

Any access through a tree protection zone will require anti-compaction measures. An Urban Forester will approve the access point and determine if the tree canopy requires pruning for equipment clearance.

Anti-compaction measures for temporary access can consist of the following:

- 20–30 cm of coarse mulch over a geotextile fabric
- Rig mats
- Construction mats
- Plywood over 20–30 cm of coarse mulch

Anti-compaction measures should not be left in place for longer than six months as tree roots may suffocate.



## EXCEPTIONS

Any exceptions or tree protection zone alterations require consultation and approval by a City of Edmonton Urban Forester.

Phone: 311

Email: [311@edmonton.ca](mailto:311@edmonton.ca)

[edmonton.ca/treeprotection](http://edmonton.ca/treeprotection)

# TREE PROTECTION

Edmonton

Edmonton

[edmonton.ca/treeprotection](http://edmonton.ca/treeprotection)


## PROTECTING TREES DURING CONSTRUCTION

Trees face significant stressors during and after construction. Root excavation, branch damage, soil compaction and changes to grade or drainage patterns can lead to an unhealthy or unsafe tree.

Broken branches or scraped trunks are entry points for disease. These injuries can amplify the stress placed on the tree during construction.

Root damage caused by compaction, grade changes and excavation can reduce water and nutrient uptake, eliminate energy stores and compromise stability.

For these reasons, all City-owned trees within 5 metres of a construction site require tree protection.



## TREE PROTECTION ZONE GUIDELINES

A tree protection zone is the area of the tree's environment that must be protected. Within this zone, access must be restricted and materials storage or waste dumping is prohibited.

While the canopy of a City tree is protected to its drip line, a tree protection zone to protect the trunk and roots is confined to City of Edmonton land, and its limits are dependent on the size of the tree.

### TREE PROTECTION ZONE CALCULATION TABLE

Trunk Diameter (DBH)	Minimum Protection Distances Required (measure from outside edge of tree)
10 cm & under	1.2 meters
11 – 30 cm	1.8 meters
31 – 40 cm	2.4 meters
41 – 50 cm	3.0 meters
51 – 60 cm	3.6 meters
61 – 70 cm	4.2 meters
71 – 80 cm	4.8 meters
>81 cm	5.0 meters

## BARRIER CONSTRUCTION AND INSTALLATION

A barrier and signage must be installed at the outer limits of the tree protection zone and maintained until the project is complete.

It should not obstruct existing and approved access points, such as driveways and sidewalks. Barriers should be comprised of a sturdy wood frame clad with construction fencing, and be firmly affixed to the ground.

Visit [edmonton.ca/treeprotection](https://edmonton.ca/treeprotection) for barrier and signage specifications.

