

Jurisdictional Scan and Statistics

Jurisdictional Scan

Administration undertook several jurisdictional scans, to better understand the best practices of other municipalities and how Edmonton compares to them. Additionally, a number of other Deputy Fire Chiefs across the country were interviewed. The following is a summary of the surveys and discussions that occurred.

Summary Table for Alberta Municipalities

		Edmonton	Calgary	Red Deer	St. Albert	Strathcona County	Spruce Grove	Fort Sask	Beaumont
Non-Professional Use	Discharge by non-professionals	✓	✗	✗	✗	✗	✗	✗	✗
Sales	Allows sale of fireworks to non-professionals	✓	✗	✗	✗	✓	✗	✗	✗
	Vendor Permit	✗	n/a	n/a	n/a	✓	n/a	n/a	n/a
Professional Use	Permit Approval Time	5 business days	7-10 business days	Does not specify		Does not specify			
	Permit Fee	\$147 or \$181	\$335	~\$174.00		Does not specify			

Attachment 3

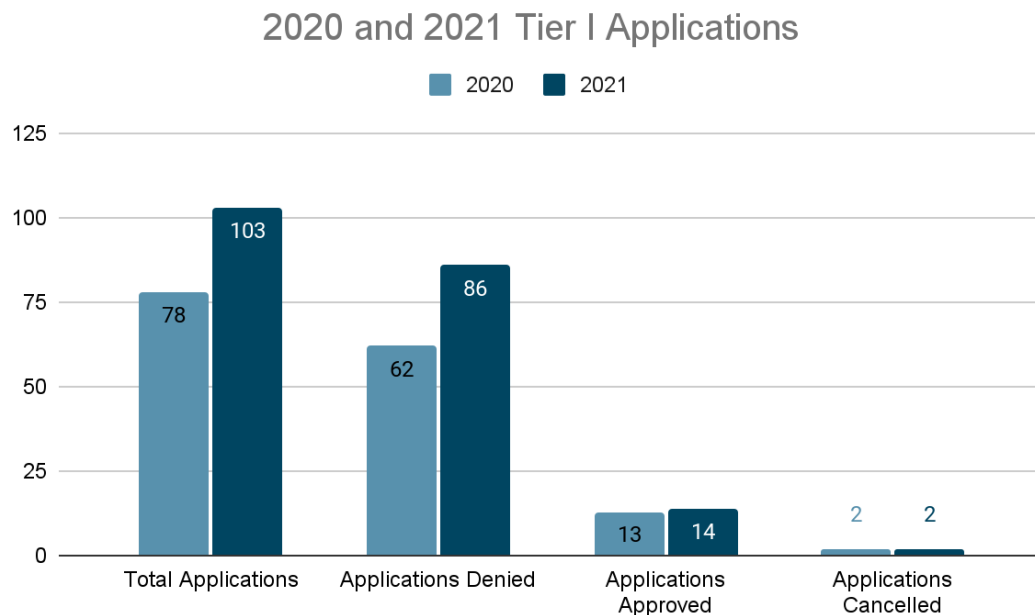
The following municipalities have banned non-professional fireworks discharge, although most allow permits if they are discharged by a certified professional.

- Montreal
- North Vancouver
- Regina
- Vancouver
- Airdrie
- Calgary
- Cochrane
- High River
- Leduc (City of)
- Lethbridge
- Medicine Hat
- Okotoks
- Turner Valley
- Sylvan Lake

The following municipalities allow non-professional fireworks discharge **and/or** allow on certain culturally significant days:

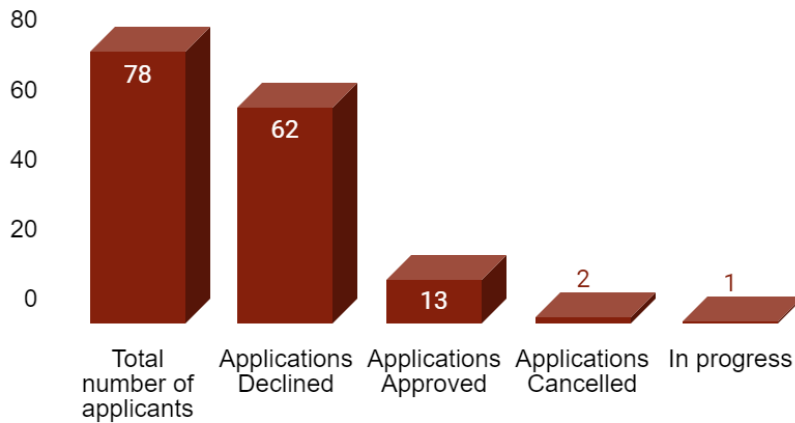
- Ottawa (select days only)
- Saskatoon (select days only)
- Toronto (Canada Day only)
- Devon
- Grande Prairie
- Leduc County
- Parkland County (select days only)
- Wetaskiwin

Tier I - Non- Professional - Permit Application Data

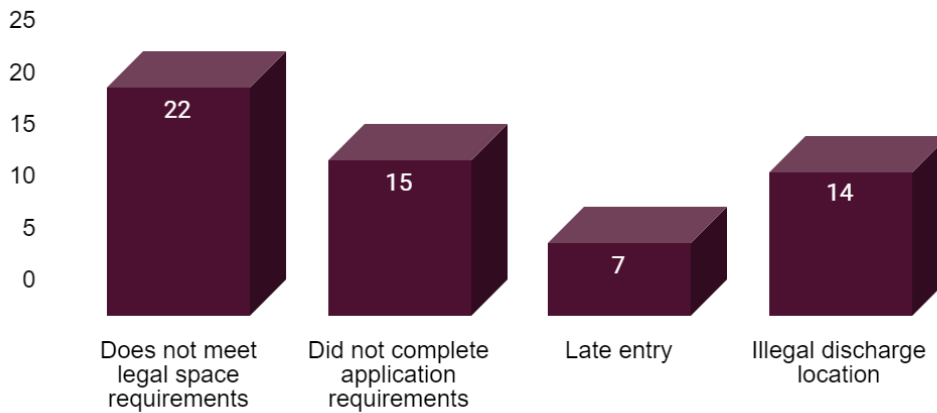


Tier I (Non-Professional) Applications 2020:

Application Stats



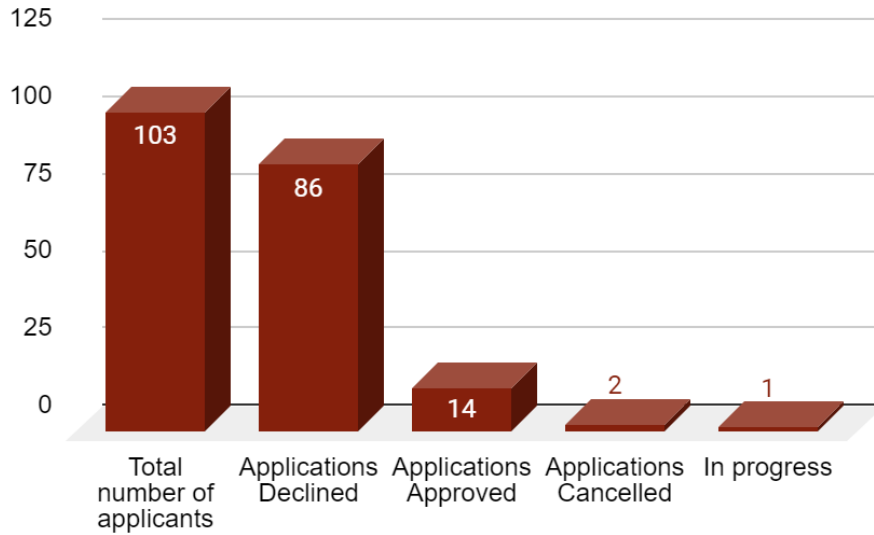
Reasons for declined application



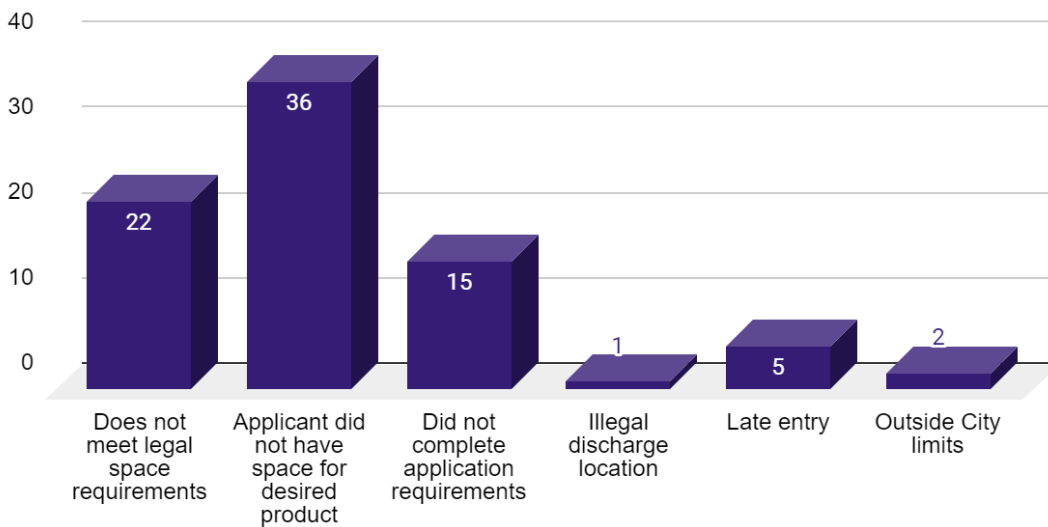
In 2020, there were 78 total applications for Tier I (Non-Professional) Discharge Permits, 62 of which were declined (79.5%). Declined applications were primarily due to lack of space, not providing space measurements or not meeting other application requirements.

Tier I (Non-Professional) 2021:

Application Stats



Reasons for declined application



In 2021, there were 103 total applications for Tier I (Non-Professional) Discharge Permits, 86 of which were declined (83 per cent) . Declined applications were primarily due to lack

Attachment 3

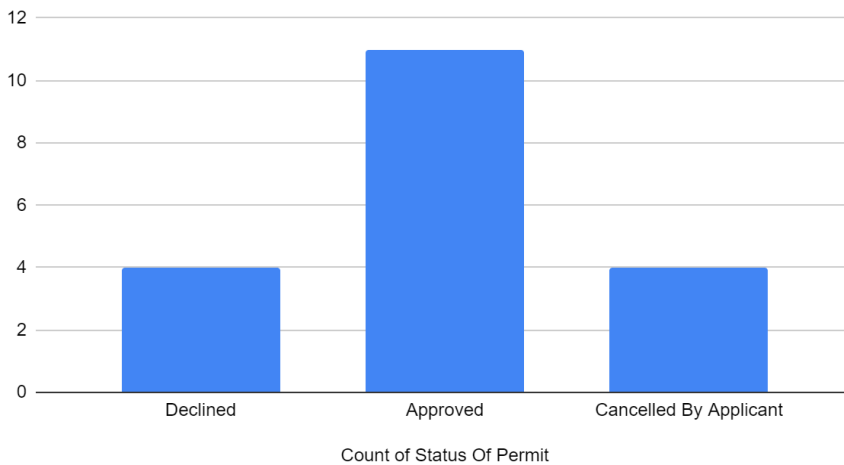
of space, not providing space measurements or not meeting other application requirements.

**"Applicant did not have space for desired product" is a code introduced in 2020 to phase out "Does not meet legal space requirements." Both codes refer to applications that do not demonstrate sufficient space for fallout zone requirements for desired product.*

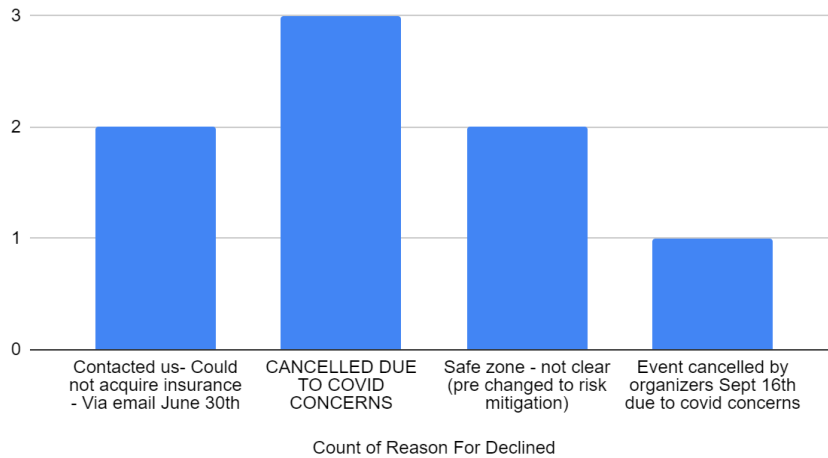
Tier II (Professional) Applications:

- 2020: no permit applications due to COVID-19 health orders
- 2021: there were 19 permit applications, of these:
 - 21 per cent were declined;
 - 21 per cent were canceled by applicant; and
 - 58 per cent were approved.

Count of Status Of Permit

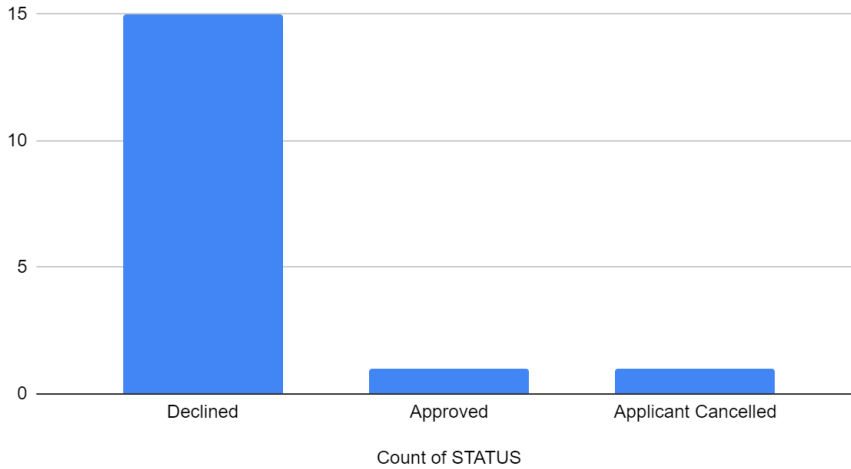


Count of Reason For Declined



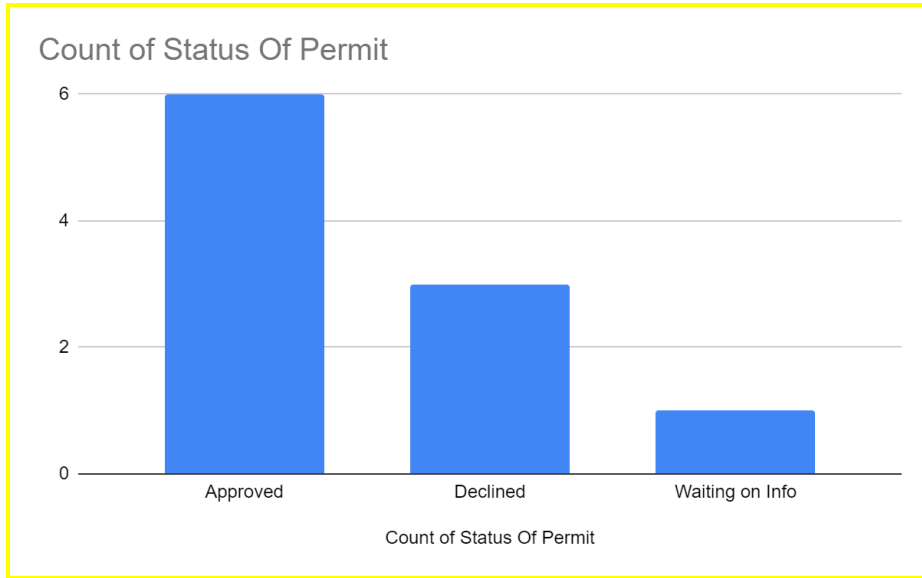
2022 Tier I (Non Professional) Applications:

Count of STATUS



- 2022: 18 permits applied for
 - 89 per cent were declined;
 - 5.5 per cent were canceled by applicant; and
 - 5.5percent approved

2022 Tier II (Professional) Applications:



- 2022: 10 permits applied for
 - 25 per cent were declined;
 - 75 per cent approved

Emergency Room Visits

The number of injury-related Emergency Room visits due to “Discharge of Fireworks” and “Explosives of other types” in Edmonton per year, from 2010 to 2021. As provided by the Alberta Health Services via email.

Year	Number of Fireworks related Emergency Department visits
2010	8
2011	2
2012	3
2013	3

Attachment 3

2014	3
2015	2
2016	3
2017	5
2018	3
2019	2
2020	2
2021	8
TOTAL	44