




Opposition to Thorncliff RF1 to CNC Rezoning



Charter
Bylaw
20362



Problems

Privacy Intrusion



Traffic and Safety of pedestrians

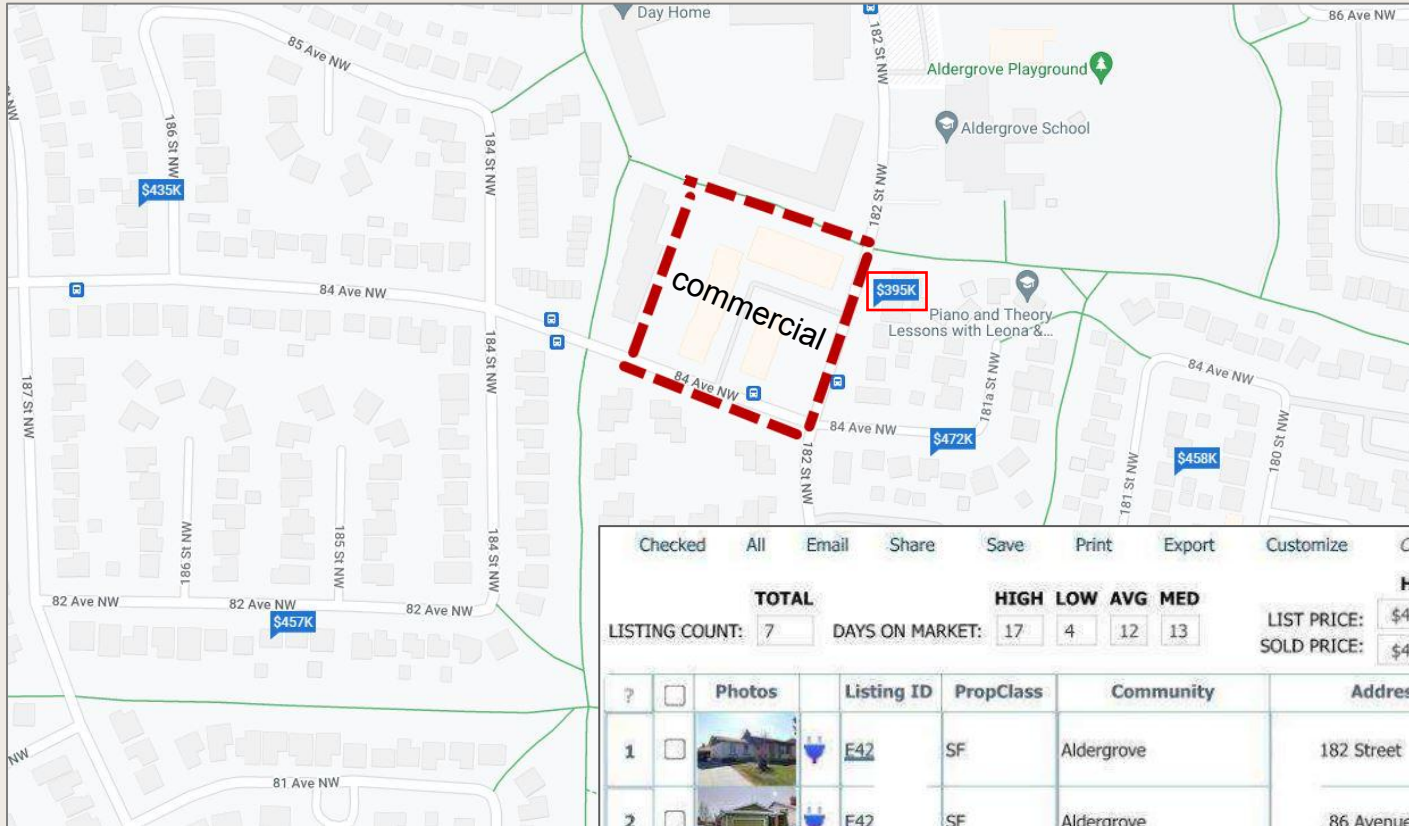
Property Value Decrease



Trespassing and Crime Magnets



Devalue Existing Properties Value



Checked All Email Share Save Print Export Customize Correction Actions More

BACK REPORTS

TOTAL	HIGH	LOW	AVERAGE	MEDIAN	TOTAL PRICE
LISTING COUNT: 7	\$475,000	\$398,888	\$437,512	\$439,900	\$3,062,588
DAYS ON MARKET: 17	4	12	13		
	\$472,000	\$395,000	\$433,842	\$435,000	\$3,036,900


?	Photos	Listing ID	PropClass	Community	Address	Status	List Price	Sold Price	Sold Date	TFA SF	YrBlt	Bsmt
1		E42	SF	Aldergrove	182 Street	S	\$398,888	\$395,000	5/11/2022	1,473.16	1975	F-FIN
2		E42	SF	Aldergrove	86 Avenue	S	\$399,900	\$405,000	3/14/2022	1,516.00	1976	P-FIN
3		E42	SF	Aldergrove	80 Avenue	S	\$425,000	\$415,000	4/26/2022	1,752.92	1986	F-FIN
4		E42	SF	Aldergrove	186 Street	S	\$439,900	\$435,000	2/14/2022	1,621.81	1975	F-FIN
5		E42	SF	Aldergrove	82 Avenue	S	\$464,000	\$457,000	2/15/2022	1,256.16	1975	F-FIN
6		E42	SF	Aldergrove	181 Street NW	S	\$459,900	\$457,900	3/24/2022	1,591.57	1974	F-FIN
7		E42	SF	Aldergrove	84 Avenue	S	\$475,000	\$472,000	2/18/2022	1,150.03	1975	F-FIN



Another
commercial
plaza?



We have a dream...



Thank you