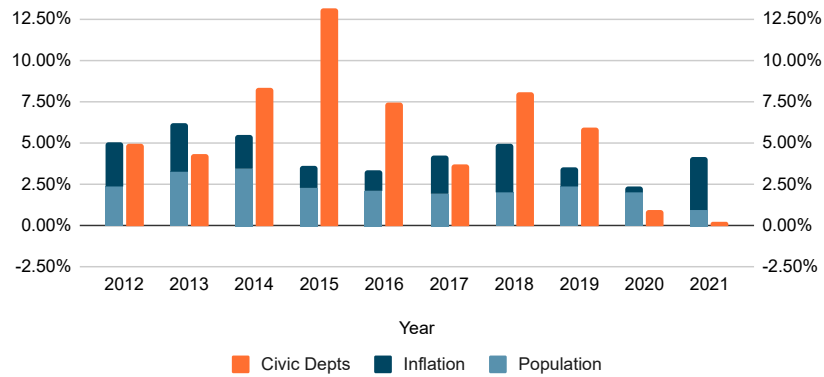
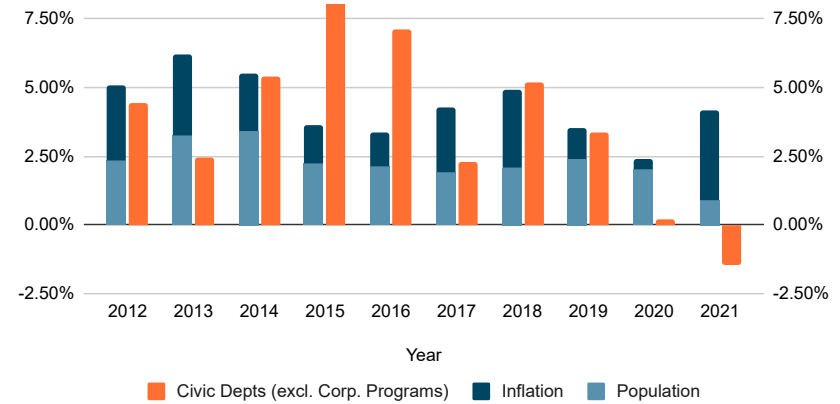


City Expenditures - 2012-2022 - By Civic Department, Board and Commission Compared to Inflation and Population Growth

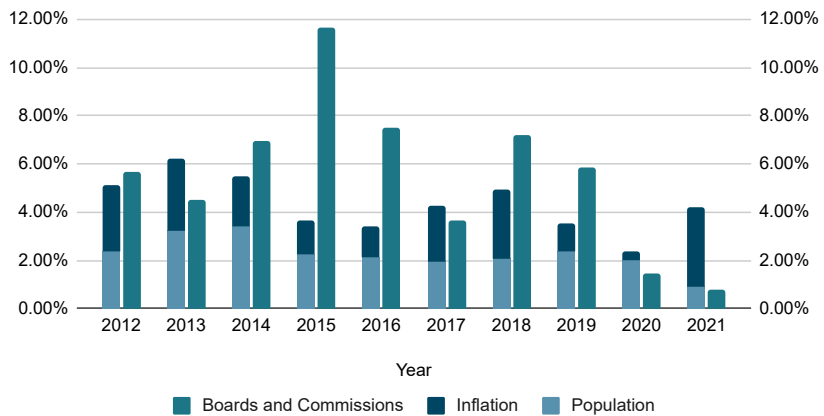
Population & Inflation v. Civic Departments Annual Budget Expenditure Change



Population & Inflation v. Civic Departments Annual Budget Expenditure Change (excl. Corporate Programs)



Population & Inflation v. Boards and Commissions Annual Budget Expenditure Change



\* Expenditures reflect net budgeted expenditures as of December 31. Data for 2022 is not reflected in the chart as inflation (Municipal Price Index) data is not available for 2022.