



Edmonton

Verbal Update on the Transit Safety Plan and the Downtown Core

Item 7.1
August 22, 2023, City Council

Outline

- Areas Related to Transit, Downtown and Chinatown
- Downtown Vibrancy
- Enhanced Transit Safety
 - Current state
 - Calls for service breakdown
 - Trending, predictive analysis
 - Moving forward
 - Current projects
 - 2023/24 winter response
 - Valley Line integration

Areas Related to Transit and Downtown

- Emergency shelter use
 - Usage has been high in June/July:
 - Average occupancy (July 1-25) 91%
 - Average occupancy (June) 94%
- Encampments
 - As of the end of July 2023
 - Complaints have increased by 50% year over year
- Community Safety Team
 - Safety presentations to over 300 people

Chinatown Recovery

- Recovery Actions
 - Chinatown South (the Quarters) Safety Walk
 - Chinatown Recovery Committee
 - Chinatown Transformation Collaborative
- Events
 - Chinatown After Dark (pictured)
 - Chinatown Summer Festival



Downtown Vibrancy

- Funding Update
- Measures
- Communications



EDMONTON
PRIDE FESTIVAL
AUGUST 18-26 2023



Edmonton

Enhanced Transit Safety Plan

Safety

All people are physically safe in transit spaces

Perception of Safety

Edmontonians perceive transit to be safe and are not deterred to use transit for safety reasons



Well-Being

Edmontonians are connected to culturally appropriate supports, reducing the use of transit spaces for non-travel purposes


Integration

Transit safety is strengthened through collaboration between City of Edmonton, Edmonton Police Service and Bent Arrow

Transit Safety - Safety Data

Safety

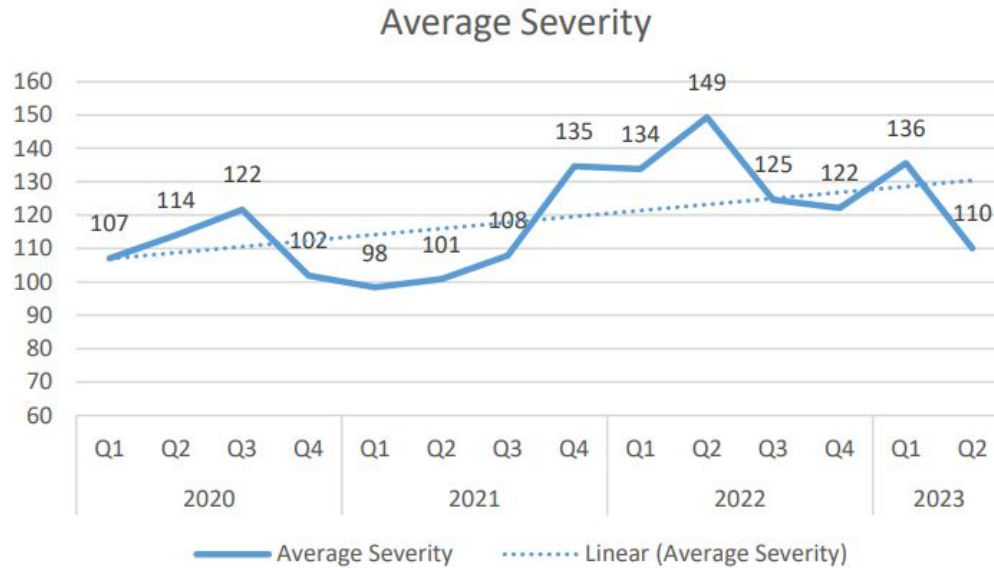
Measure	July 2022	July 2023	Source
Calls For Service <i>(Violent calls-All Transit)</i>	54	47	EPS
Disorder Calls For Service	69	77	EPS
Medical Incidents	37	49	ETS
Security Guard Naloxone Deployments	12	42	Corporate Security
Transit Peace Officer Naloxone Deployments	12	73	CSN




Transit Safety - Safety Data

Safety

Crime Severity Index




YTD - Average Severity down 11.9% in 2023 vs 2022



Transit Safety - Perception of Safety Data

Perception of Safety


Measure	July 2022	July 2023	Source
Calls For Service <i>Non-violent calls All Transit</i>	22	15	EPS
Disorder Calls for Service	69	77	EPS
Calls for Service All calls on transit	567	918	ETS
Vandalism	\$65,755	\$63,739	FMS
% of Riders Feeling Safe During Trip	67%	62%	ETS



Transit Safety - Well-Being Data

Well-Being


Measure	July 2022	July 2023	Source
Outreach Interactions	118	820	ETS
Outreach Engagements	72	60	ETS
COTT Booth Interactions/ Engagements	*No booth in July 2022	(I) 142 (E) 20	ETS



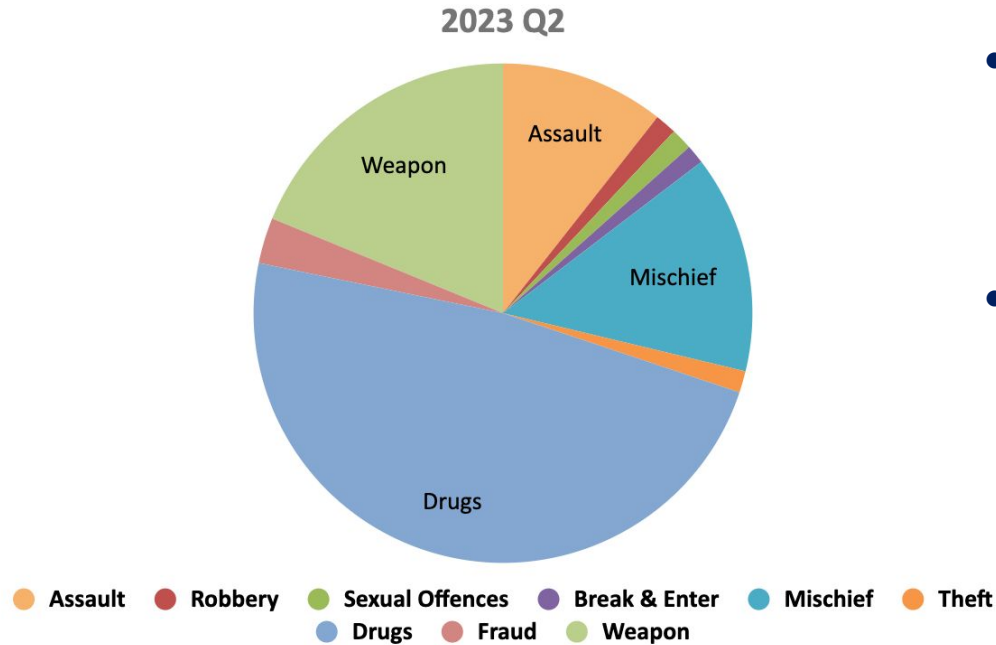
Transit Safety

Integration

- Transit Safety Working Group
- Integrated Transit Data Committee
- EPS Transit Community Safety Teams

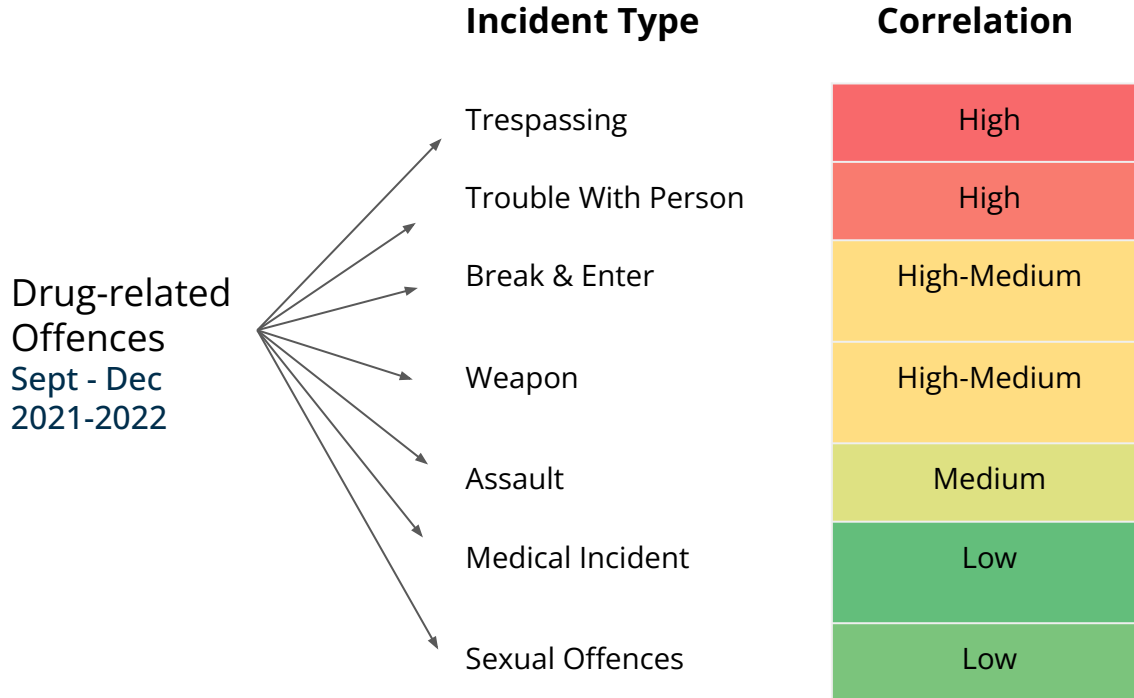


Criminal Incidents Types (LRT Stations)



- Drugs incidents are consistent as last year Q2 (48%)
- Weapon incidents have increased to 19% as compared to last year Q2

Correlation With Drug-Related Criminal Incidents (LRT Stations)



Transit Safety - 2019 to Present (LRT Stations)


NonViolent Vs Violent Incidents LRT : POSSE



Moving Forward by Pillar

Safety


- NE Transit Station focus
 - Joint Deployment of NE Beats and TCAT
 - Belvedere, Coliseum and Clareview Transit Facilities
- Facility Upgrades
- Additional security cameras



Moving Forward by Pillar

Perception of Safety


- TPO Substation
- Southgate / Malmo Community Activation Focal Stations
 - MacEwan & Corona Stations
- Enhanced Cleaning
- Macdonald Drive Activation
 - Bus Stops
- QR code survey



We'd like to hear from you!


Fill out a short survey that captures your in-the-moment experience at Churchill LRT station.

Scan the QR code below to get started.



edmonton.ca/transit

Edmonton Transit Service




Edmonton

Moving Forward by Pillar

Well-Being


- Continued COTT Booth Deployment
- COTT Station
- Auricle Research



Moving Forward by Pillar

Integration

- Transit Community Safety Team are being deployed (TRACS) on citywide basis.
- First meeting of the Integrated Transit Data Committee
- Unison continued Integration
- Integrated Call Evaluation and Dispatch (ICED)



Transit Safety - Winter Response

- Extreme weather activations
- Funding Al Rashid Mosque for 50 temporary overnight spaces
- Providing overnight winter transportation to shelters
- Supporting any new shelters through zoning and permitting
- Continue to fund shigella response until April 30, 2024
- Fund 150 day spaces at Bissell Centre and Boyle Street Community Services, increasing capacity from 70 to 220

Transit Safety - Update on the Integration of the Valley Line into the Enhanced Transit Safety Plan

- Weekly safety meetings with TransEd ongoing
- Site visit in August
- Predictive Analytics

Next Steps

- Addressing inappropriate behaviour



Thank you. Questions?

Edmonton