


# Bi-monthly Verbal Update on the Transit Safety Plan and the Downtown Core

Item 7.4  
October 24/25, 2023, City Council

# Outline

- Broader Contextual Work
  - Downtown Vibrancy
  - Chinatown
- Transit Safety Plan
  - Integration and Data
  - Drug-Related Incidents
  - COTT Engagements
  - Transit Safety Data
  - Winter Planning
- Next Steps



## Broader Contextual Work

- Addressing root causes
- Bail reform (Bill C-48), prosecution and recidivism
- Engaging Edmonton Police Service and community agencies
- Edmonton Public Safety and Community Response Task Force



## Areas Related to Transit Safety: Downtown Vibrancy

- Funding Update
- Safety Related Projects
- Measures





## Areas Related to Transit Safety: Chinatown

- Chinatown stakeholders continue to share concerns about growing number of encampments
- Facilitating quarterly safety walks
- Transit usage
- Increasing foot traffic
  - Open for Business Competition
  - Events



*Nine Dragon Wall at Chinese Gardens*

# The Enhanced Transit Safety Plan

## Safety

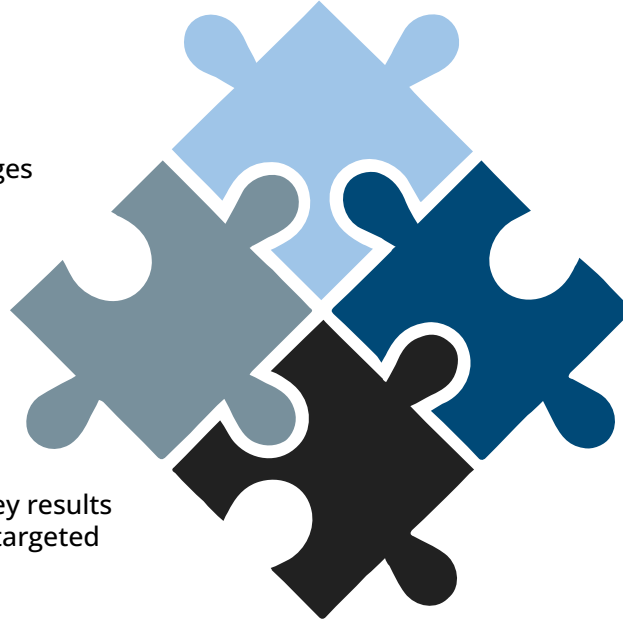
---

- Continued facility improvements
- Increase resources to address safety challenges

## Perception of Safety

---

- Evaluate QR code survey results
- Belvedere LRT Station targeted measures
- Continued focus on inappropriate behaviour such as drug use in transit spaces



## Wellbeing

---

- Finalize shelter beds in collaboration with the Government of Alberta for winter strategy
- Complete negotiations to outsource overnight winter transportation to shelters

## Integration

---

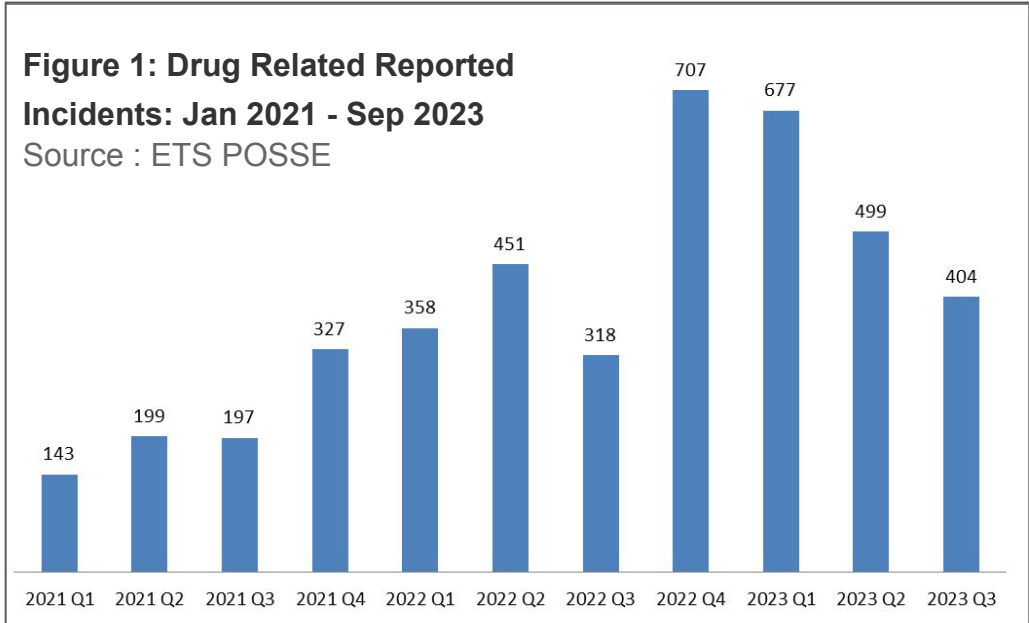
- Formalize governance structure (tripartite) strategy and tactics
- Formalize interagency data sharing to enhance deployment

## Ridership Highlights

| Time Period: August 1 - September 30, 2023 |                               |                                    |
|--|-------------------------------|------------------------------------|
|  | August 2023                   | September 2023<br>(back to school) |
| <b>Ridership</b>                           | 3,915,065                     | 5,060,090                          |
| <b>Non-criminal incidents</b>              | 1,438<br>0.04% of total rides | 1,546<br>0.03% of total rides      |

## Drug-related Incidents

- Incidents decreased between quarters
- Incidents up year-over-year
- Incidents: drug use complaints, needle disposal, paraphernalia, drug possession and trafficking
- Offences: nonviolent offenses (may cause violent behavior)





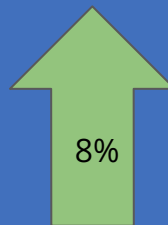


## Community Outreach Transit Team Engagements

- 230 referrals to various AHS services in 2023
- Temporary COTT booth
- Central Station COTT Station
- COTT hours adjusted to reflect needs

**Shelter** support  
acceptance


11% in 2023



3% in 2022

**Housing** support  
acceptance

12% in 2023

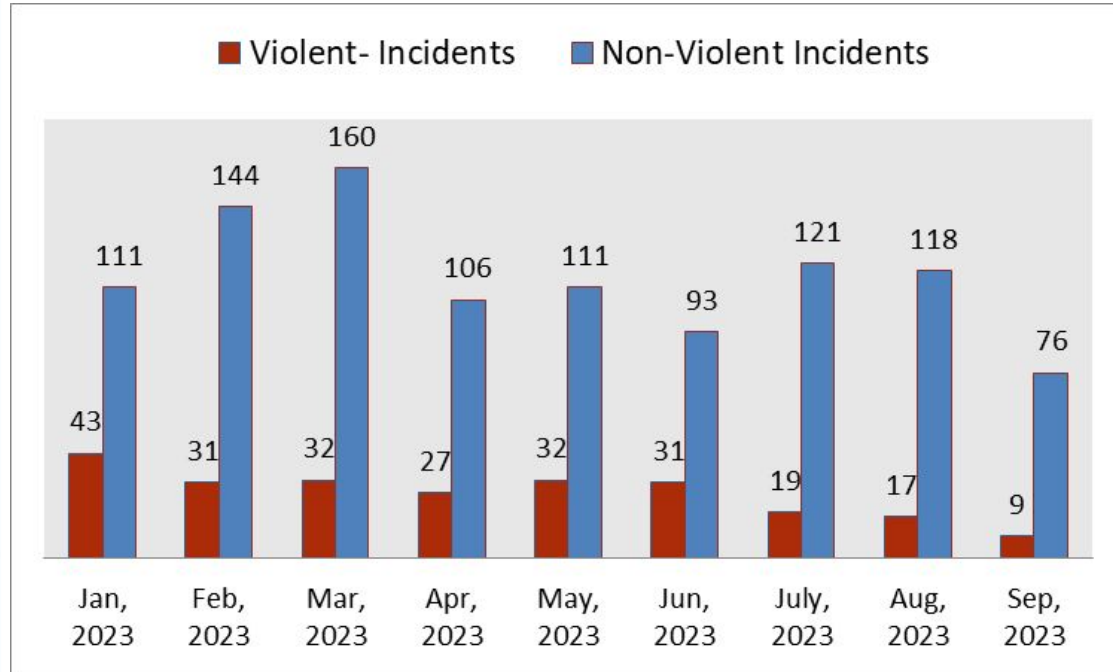


7% in 2022

# QR Code Survey Results (Source: ETS)

|  | <b>Belvedere</b><br>~2,000 riders/day<br>N=88  | <b>Churchill</b><br>~3,800 riders/day<br>N=74   | <b>Century Park</b><br>~8,800 riders/day<br>N=204                                     | <b>Stadium</b><br>~2,300 riders/day<br>N=104   |
|--|--|---|---|--|
| <b>% Felt Safe</b><br><i>July 17-October 5</i> | <b>17%</b>   | <b>42%</b>  | <b>46%</b>  | <b>60%</b>   |
| <b>Reasons for feeling unsafe</b>              | 1. Evidence of substance use<br>2. Visibility of safety/security personnel<br>3. Uncleanliness | 1. Evidence of substance use<br>2. Someone sleeping/ resting<br>3. Uncleanliness      | 1. Evidence of substance use<br>2. Someone sleeping/ resting<br>3. Uncleanliness      | 1. Evidence of substance use<br>2. No visible safety/ security personnel<br>3. Someone sleeping/ resting |
| <b>Reasons for feeling safe</b>                | 1. Other riders present<br>2. Just felt safe<br>3. Good lighting                               | 1. Other riders present<br>2. Safety/security personnel presence<br>3. Just felt safe | 1. Other riders present<br>2. Safety/security personnel presence<br>3. Just felt safe | 1. Station has open areas<br>2. Other riders present<br>3. Cleanliness                                   |

## Violent & Non-Violent Incidents (Source: EPS)



- Non-violent incidents: theft, vandalism, mischief, drug offenses
- August to September 2023 experienced a decrease

## Winter Planning

- Emergency shelter occupancy is currently high
- Winter 2023/2024 report received
  - Provincial funding commitments for over 1,700 shelter spaces
  - Al Rashid Mosque continues extreme weather shelter support
  - Ongoing funding for day shelter spaces
- Winter transportation services to shelter



## Next Steps







**Thank you. Questions?**

**Edmonton**