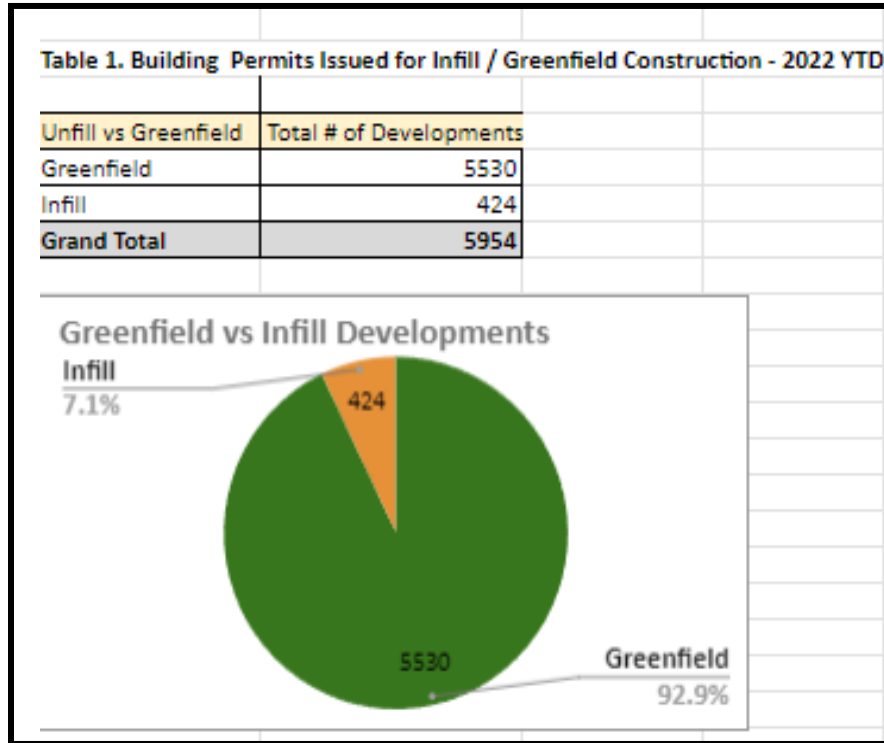


Attachment 6 - Data Source - City of Edmonton - Business Solution & Analytics Unit



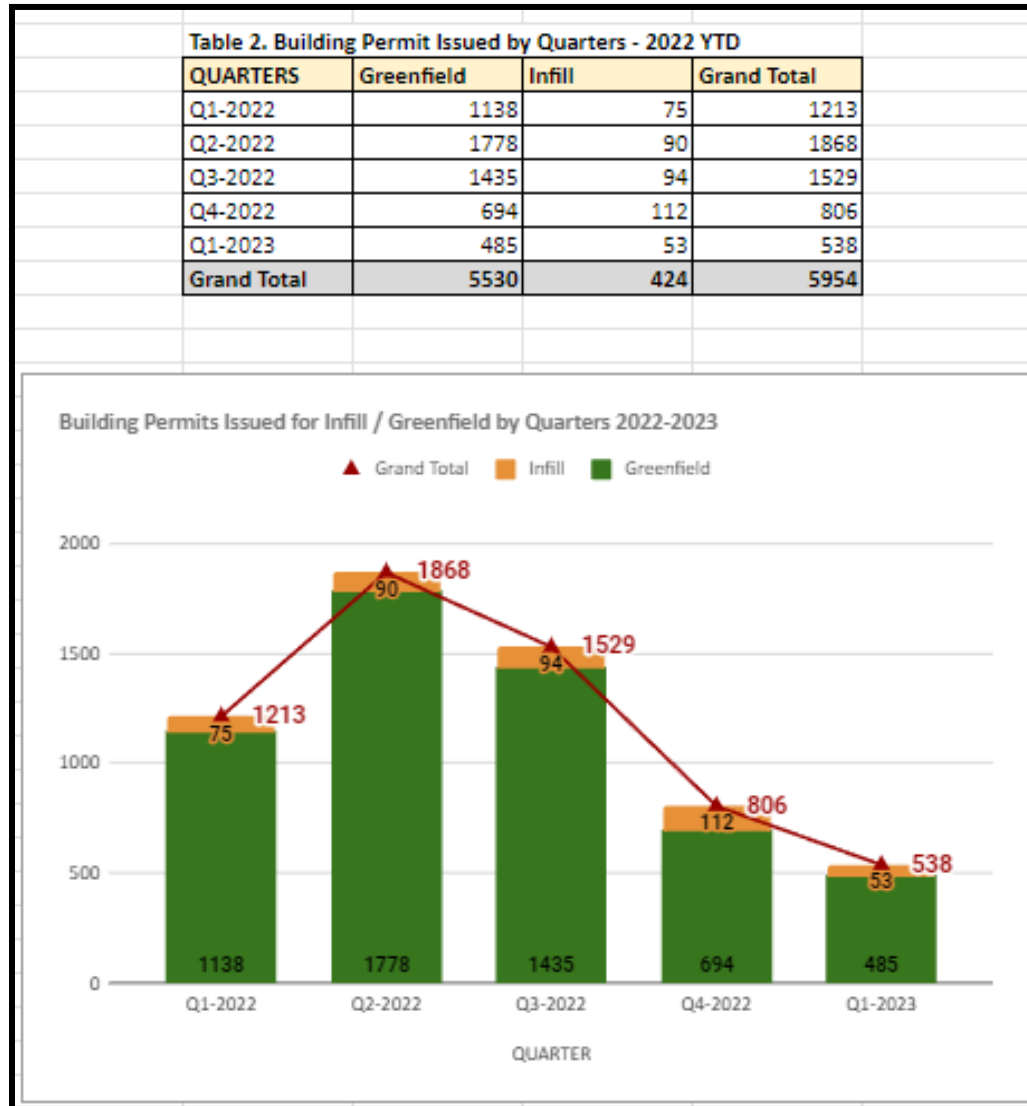
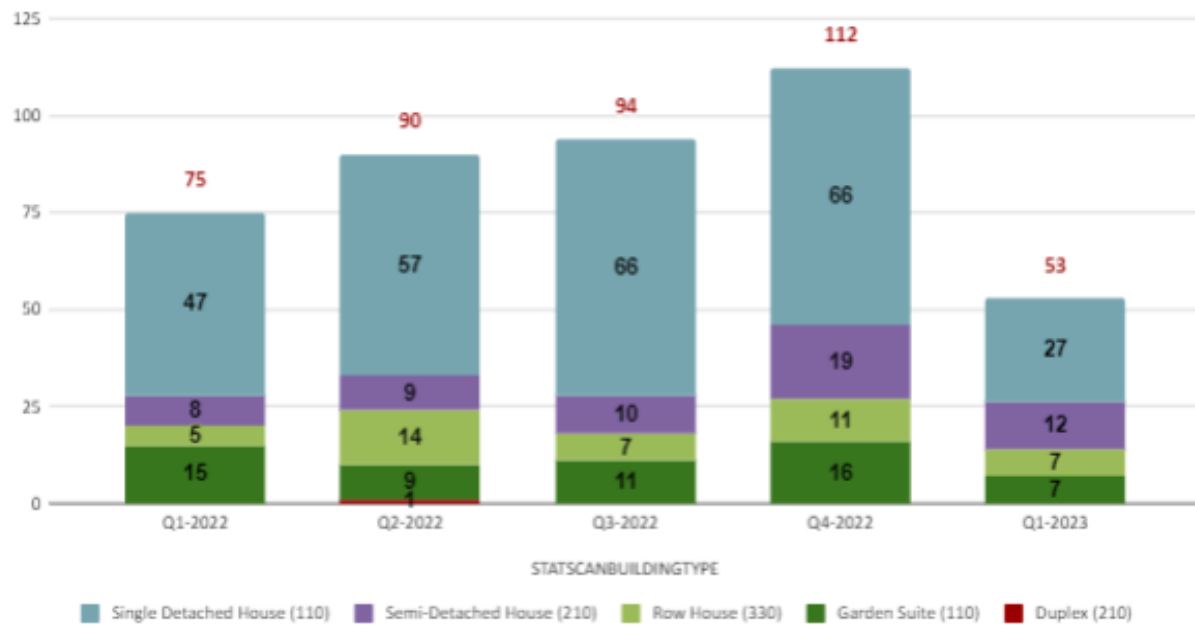


Table 3. Total Residential INFILL Building Permits - 2022-YTD

STATSCANBUILDINGTYPE	Q1-2022	Q2-2022	Q3-2022	Q4-2022	Q1-2023	Grand Total
Duplex (210)		1				1
Garden Suite (110)	15	9	11	16	7	58
Row House (330)	5	14	7	11	7	44
Semi-Detached House (210)	8	9	10	19	12	58
Single Detached House (110)	47	57	66	66	27	263
Grand Total	75	90	94	112	53	424

Total Residential INFILL Building Permits (2022-2023)



Attachment 6

Table 4. Residential INFILL Building Permits by Status Description and Building Type -2022 YTD							
STATUSDESCRIPTION	STATSCANBUILDINGTYPE	Q1-2022	Q2-2022	Q3-2022	Q4-2022	Q1-2023	Grand Total
Cancelled	Garden Suite (110)					1	1
	Single Detached House (110)			1	2		3
Cancelled Total				1	2	1	4
Completed	Garden Suite (110)	5	3	1			9
	Row House (330)	2					2
	Semi-Detached House (210)	5	2				7
	Single Detached House (110)	23	14	5			42
Completed Total		35	19	6			60
In Plans Examination	Single Detached House (110)			1			1
In Plans Examination Total				1			1
Issued	Duplex (210)			1			1
	Garden Suite (110)	10	6	9	15	7	47
	Row House (330)	3	13	7	11	7	41
	Semi-Detached House (210)	3	7	10	19	12	51
	Single Detached House (110)	23	41	58	64	27	213
Issued Total		39	68	84	109	53	353
More Info Requested - Plans Examination Review	Garden Suite (110)			1			1
More Info Requested - Plans Examination Review Total				1			1
On Hold	Single Detached House (110)	1					1
On Hold Total		1					1
Plans Revision Intake Review	Row House (330)		1				1
	Single Detached House (110)					1	1
Plans Revision Intake Review Total			1			1	2
Plans Revision Intake Review - Payment Required	Single Detached House (110)				1	1	2
Plans Revision Intake Review - Payment Required Total					1	1	2
Grand Total		75	90	94	112	53	424