



Edmonton

Bi-monthly Verbal Update on the Transit Safety Plan and the Downtown Core

Item 7.3
December 12, 2023, City Council

Broader Contextual Work

- Addressing root causes
- Ongoing partnerships
- Provincial commitments:
 - More Alberta Sheriffs in Edmonton
 - Bill 3: Opioid Damages and Health Care Costs Recovery Amendment Act
 - \$21 million additional FCSS funding for 100 community programs and projects
- Federal contributions:
 - Bail reform (Bill C-48), prosecution and recidivism
 - \$4.2 million for crime prevention in Edmonton

Areas Related to Transit Safety: Downtown Vibrancy

Funding Update

- \$3.5 million to 131 projects

Unison Downtown

- Public safety deployment technology

Winter 2023/2024

- Celebrating Edmonton as a Winter City
- Funding for 27 projects
- Over \$2 million in City, federal, partner and private funding

Areas Related to Transit Safety: Chinatown

- Chinatown Safety Data Audit
- Chinatown Recovery Fund is fully allocated
 - 70% to safety and security measures
 - Grant report will be completed Q1 2024
- Chinatown Vibrancy Grant
- Chinatown Mural Programs
- Safety walks conducted in Oct and Nov
 - 25 distinct locations visited, 14 reports to 311 submitted
 - Next safety walk to take place mid-January 2024



Transit Safety Ongoing Research: Auricle



In the hustle and bustle of transit, we spend so much time beside strangers, yet remain in the dark about their lives.

Ever wondered how the people around you are really doing?

Over the last two months, nine Local Listeners collected 150 stories from Edmontonians, asking about the many ways they seek and find wellbeing and how transit helps or hinders these connections.

Curious what we learned?

“I am a transit user...”



In partnership with ETS
September - November 2023

- 14 activations
- 175 local stories
- Range of demographics and age groups





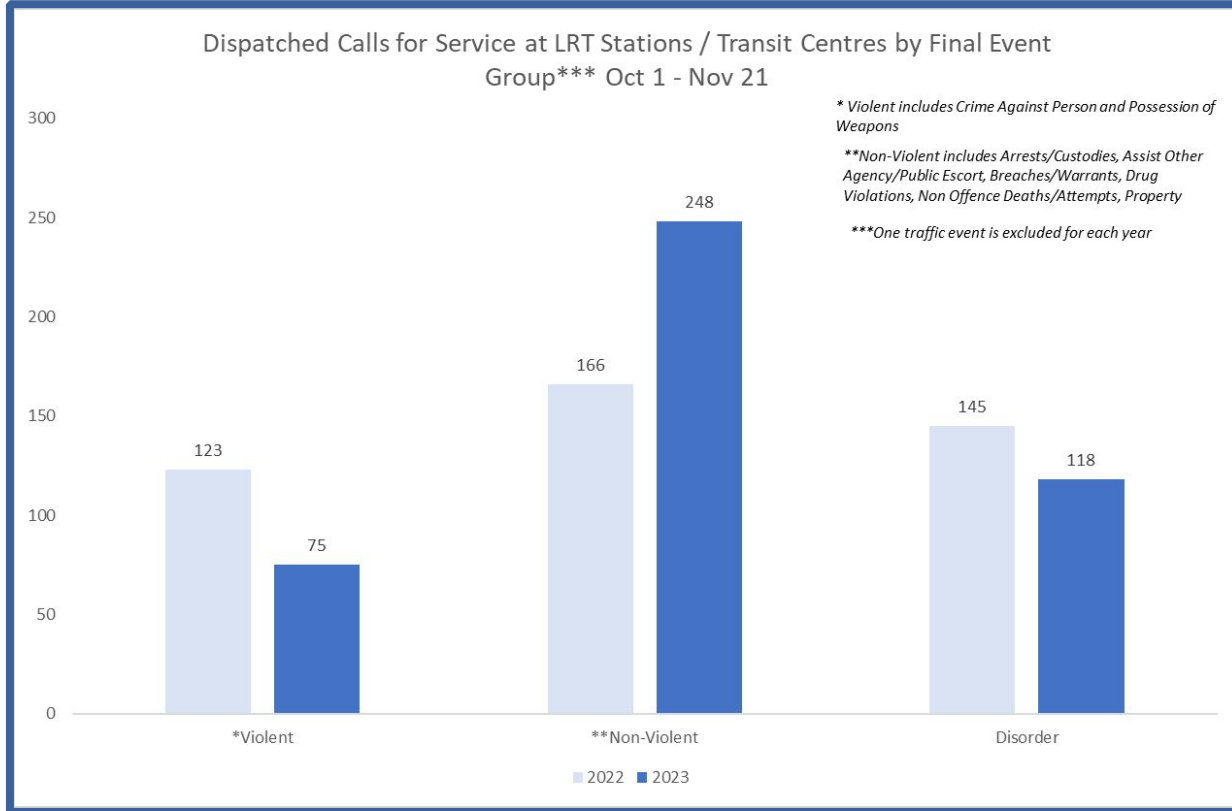
Transit Safety: Service Highlights

Metric	October 1-31, 2023	November 1-21, 2023 (3 weeks)
Non-criminal incidents*	2,317	1,555
Total ridership*	5,255,719	3,361,275
Non-criminal incidents % of total rides	0.044%	0.046%
Perception of safety <i>% of respondents who felt safe throughout their transit journey</i>	59%	-

* Preliminary data

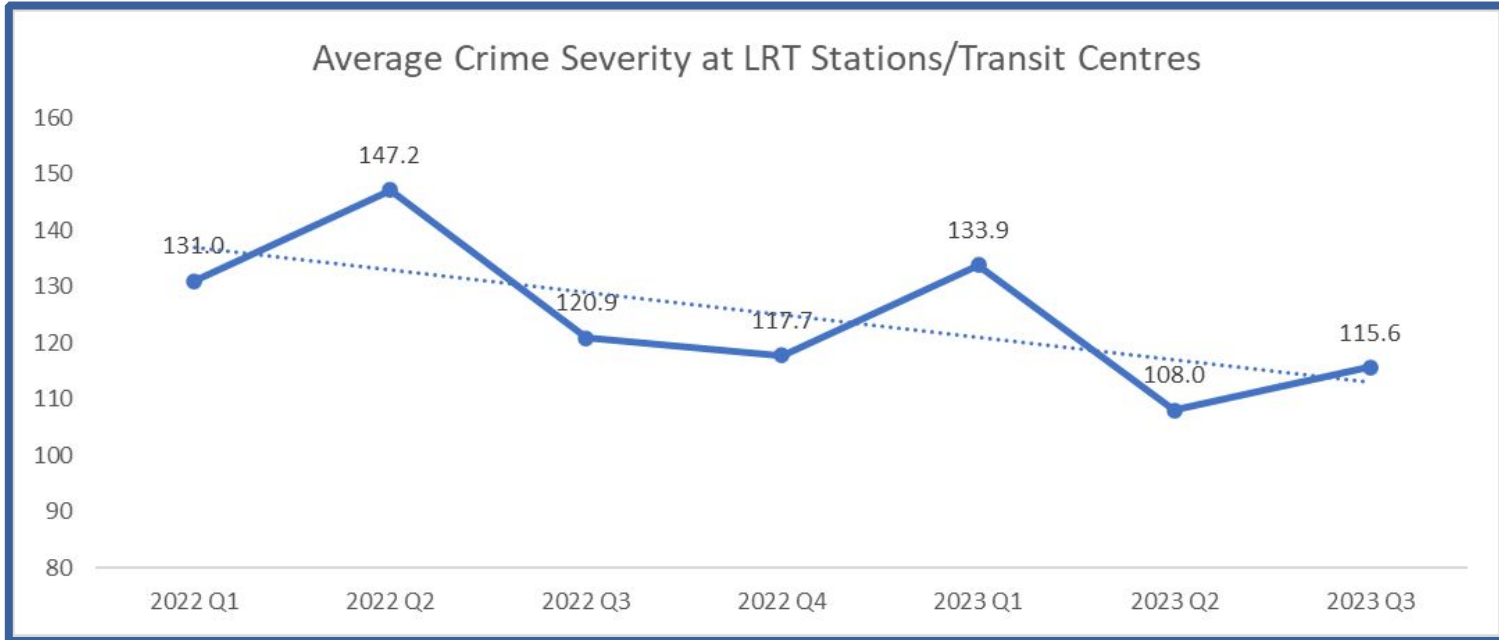


Transit Safety: Dispatched Calls for Service at LRT Stations and Transit Centres by Final Event Type (EPS Data)





Transit Safety: Average Crime Severity* by Quarter at LRT Stations and Transit Centres (EPS Data)



- 4.3% decrease in average crime severity between Q3 2022 and 2023
- Data includes all ETS transit centres and LRT stations, except the Valley Line Southeast



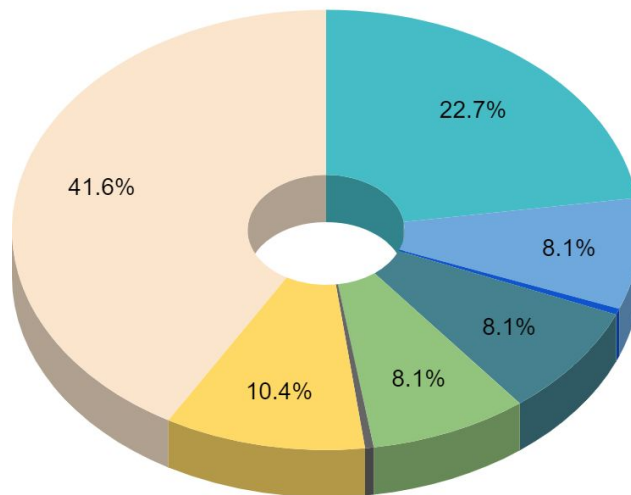
Well-being

Transit Safety: Community Outreach Transit Team (COTT) Booth*

2023

21%

Of all interactions & engagements occur at the COTT Booth



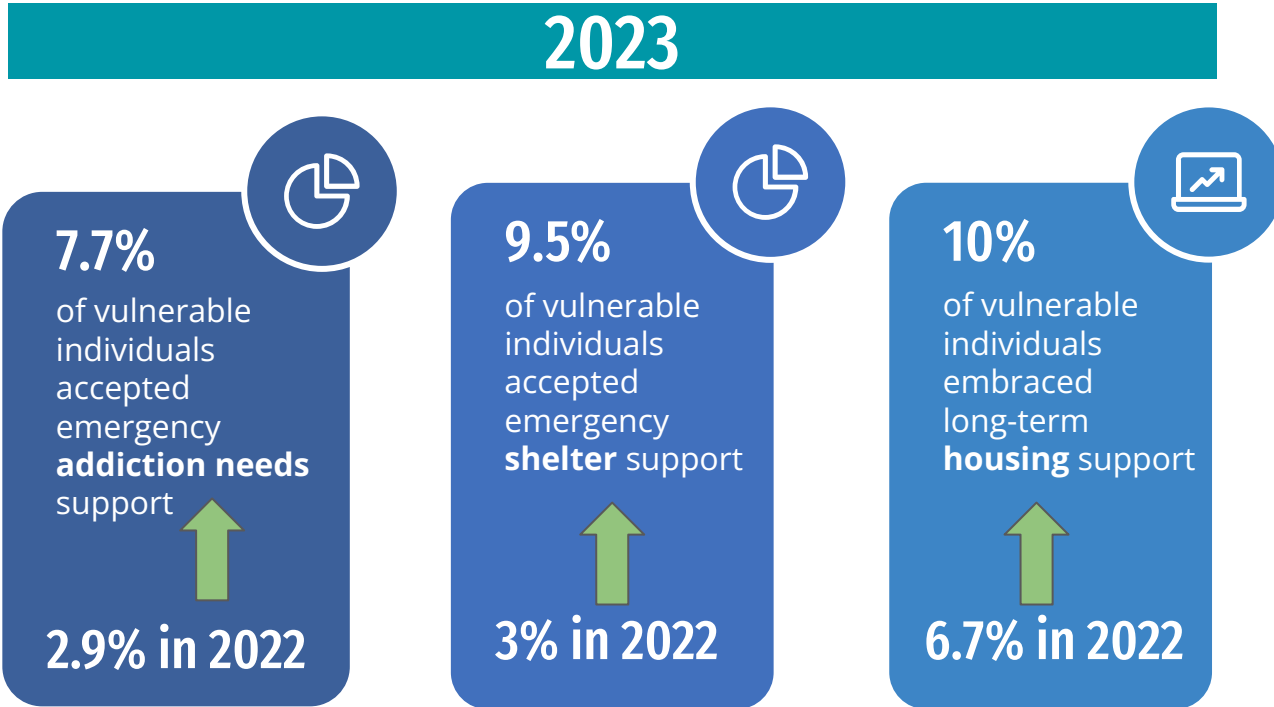
- AHS
- Basic Support
- Edmonton Food Bank
- Edmonton Public Library
- GOA- Alberta Supports
- Government of Canada-Service Canada
- Health Support
- Shelter Support

Edmonton

*August - November 2023



Transit Safety: Community Outreach Response In Transit Spaces*



*Updated November 2023

Transit Safety Next Steps: Winter Plan



Data-driven, coordinated partner effort

- Includes Extreme Weather Response partners
- Provides transportation to emergency shelter spaces
 - Two nightly bus routes
 - Includes support from Boyle Street Community Services

Over 300 riders have used the service so far

- Work underway to increase ridership

Thank you. Questions?

Edmonton