

Edmonton Zone

ADDICTION & MENTAL HEALTH (AMH): *Overview*

SNAPSHOT OF AMH IN 2023



105
Community programs



13
Emergency departments



7
Inpatient hospital sites



5
Addiction detox and recovery units



3,461
AHS AMH employees



232
Psychiatrists

QUICK AMH FACTS

In the 2022/23 fiscal year:

22,121 Unique clients used Access 24/7 services

4,001 Unique patients were discharged from an AMH inpatient hospital site

45,459 Unique clients had a community visit



In 2023, across all AMH **inpatient hospital sites**, there were:

725 Acute and non-acute AMH-funded inpatient beds

27 Over capacity (OC) beds



In 2023, there were:

384 Addiction detox and recovery beds across AHS units and contracted services

125 AHS beds + 259 contracted beds



In 2023, there were:

>160 Service contracts with agencies for mental health services, addiction detox, and more

AMH allocated more than **\$68M** in funding to contracted services in 2023

CONTINUUM OF AMH SERVICES

ACCESS 24/7



EMERGENCY DEPARTMENT



INPATIENT



COMMUNITY



ADDICTION DETOX & RECOVERY



OPIOID RESPONSE



FORENSIC PSYCHIATRY



Children, Youth, and Families



ACCESS 24/7



Edmonton Zone

ADDICTION & MENTAL HEALTH (AMH)

2022/23 Fiscal Year

Access 24/7 provides a single point of access to adult AMH services. Clients can receive services as well as be referred to other programs across Edmonton Zone.

In the 2022/23 fiscal year, Access 24/7:



Served **22,121** unique clients

Answered **91,794** calls



During 10am-2pm staff receive calls every **2.5 minutes**

1,102
Crisis outs*

Received **3,825** walk-in visits



85% of clients are seen in **45 minutes or less**

9,207
Referrals

Top 3 reasons for referral:

Anxiety & Depression



42% (n=3,896)

Substance Related Problems



20% (n=1,829)

Post Inpatient Stay Follow Up



11% (n=1,012)



After receiving a referral from Access 24/7, a client's median wait time for their first appointment was **41 days**

Top 3 referral sources:

- 1) Self
- 2) Family/Friend
- 3) Access 24/7

*Crisis Outs: Mobile service that provides crisis intervention, consultation, assessment, community or home-based stabilization services, and Urgent Psychiatric Clinic consultation.

EMERGENCY DEPARTMENT



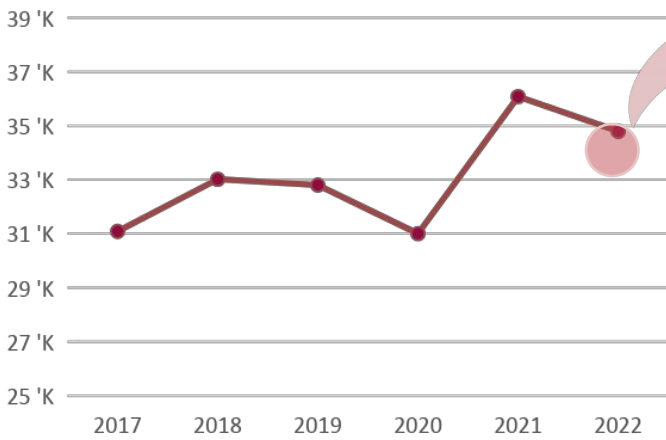
Edmonton Zone

ADDICTION & MENTAL HEALTH (AMH)

2022 Calendar Year

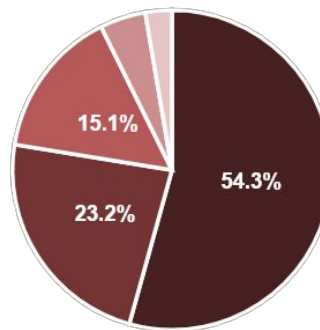
Among the 13 emergency department (ED) sites:

of AMH ED Visits, 2017-2022



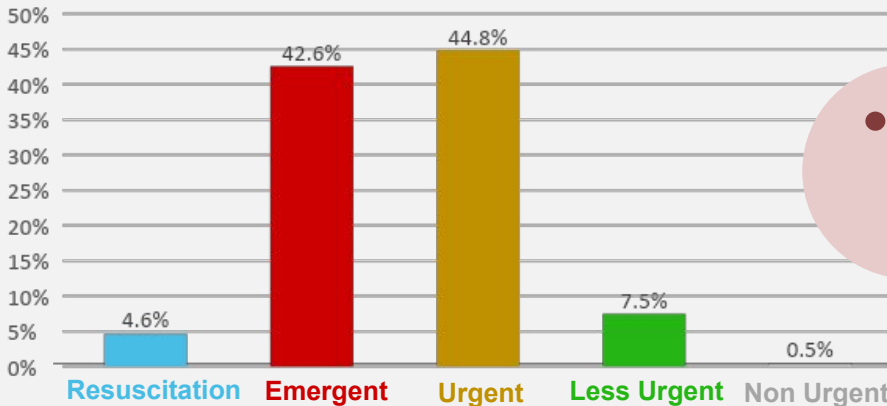
Of the ~35K AMH visits to the ED in 2022, 23% of people were admitted to an inpatient bed

Discharge destinations for AMH patients visiting the ED



- 54% Discharged with approval
- 23% Admitted to an inpatient bed
- 15% Left without being seen
- 5% Other
- 3% Left against medical advice

Triage Scores/Level of Severity (CTAS) of AMH Patients Visiting the ED:



More than 90% of AMH patients visiting the ED present as *urgent or higher*

Top 5 presenting problems in the ED:




INPATIENT

Edmonton Zone

ADDICTION & MENTAL HEALTH (AMH)

2022/23 Fiscal Year



7 Hospitals

- 4 AHS
- 3 Covenant Health

4,933 admissions

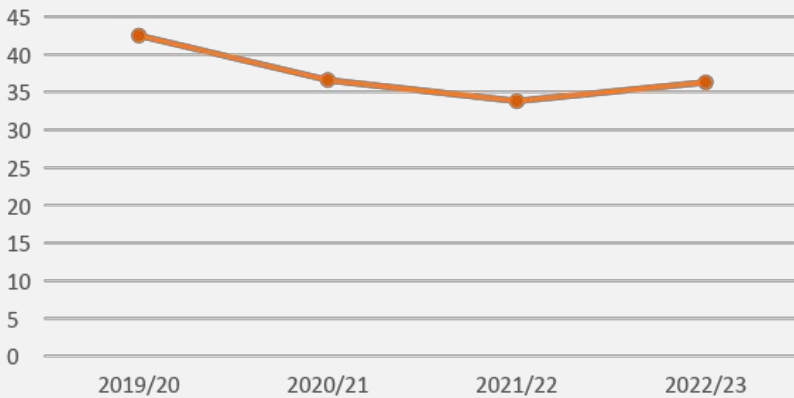
↑ 20% increase in admissions since 2019/20

Top 3 Diagnostic Classifications for Discharged Patients:



- 1) Schizophrenia/ Schizoaffective Disorder
- 2) Bipolar Disorder w/o Electroconvulsive Therapy
- 3) Schizotypal/ Delusional Disorder

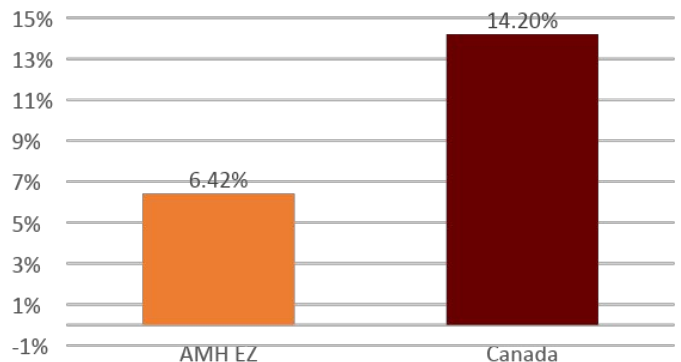
Average Length of Stay (LOS) in Days for Acute Beds, 2019/20 to 2022/23 FY:



↓ 15%

Average length of stay in acute beds has decreased since the 2019/20 FY

Readmission Rates for AMH EZ and Canada, 2020/21 FY:



3.92%

Readmission rate (2022/23 FY)

COMMUNITY



Edmonton Zone

ADDICTION & MENTAL HEALTH (AMH)

2022/23 Fiscal Year

Of the 392,837 community visits:

↳ **45,459** unique clients

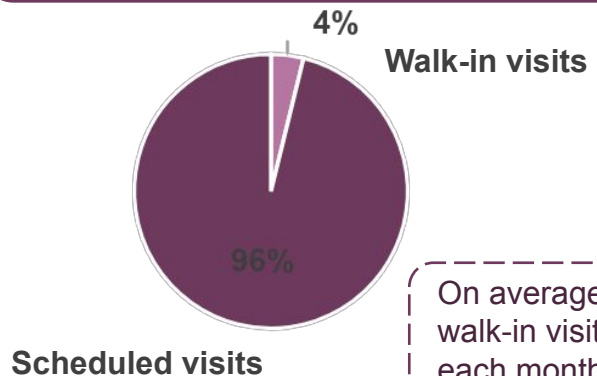
Average # of visits per:

MONTH
32,736

WEEK
7,412

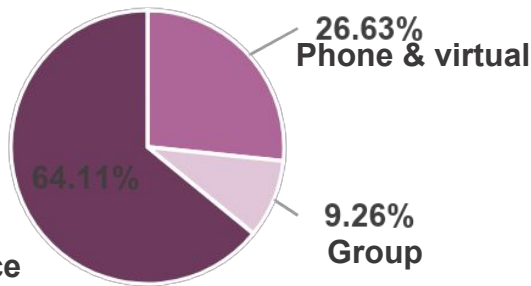
DAY
1,076

% of Scheduled and Walk-in Visits



On average, **1,258** walk-in visits occur each month

% of Visits by Category



Top 3 Most Common Visit Types



1,073 visits in the Edmonton Zone were attended by out-of-province clients



Where are out-of-province clients coming from?

- Top 3 places:
- 1) British Columbia
 - 2) Northwest Territories
 - 3) Saskatchewan

Community Visits from Out-of-Zone Clients



Where are out-of-zone clients coming from?

- Top 3 places:
- 1) North Zone
 - 2) Central Zone
 - 3) Calgary Zone

**ADDICTION
DETOX &
RECOVERY**


Edmonton Zone

ADDICTION & MENTAL HEALTH (AMH)

Addiction Detox and Recovery Services

AHS AMH Services

| | Site Name | Capacity |
|----------------|--|----------|
| Youth programs | Protection of Children Abusing Drugs (PChAD) Program | 9 |
| | Youth Addiction and Mental Health Recovery Program | 8 |
| | Youth Stabilization Program | 4 |
| Adult programs | Addiction Recovery Centre | 42 |
| | Henwood Treatment Centre | 62 |

1,280 unique clients accessed one of the above addiction detox and recovery services in the 2022/23 FY

Contracted Services

Addiction Detox and Recovery

14
contracted
service providers

259
beds for overnight
treatment

>\$12.5M
per year paid to
contracted services

Addiction Day Treatment, Including Safe Consumption Sites

3
contracted
service providers

Non-residential
(no overnight stays)

>\$3.5M
per year paid to
contracted services

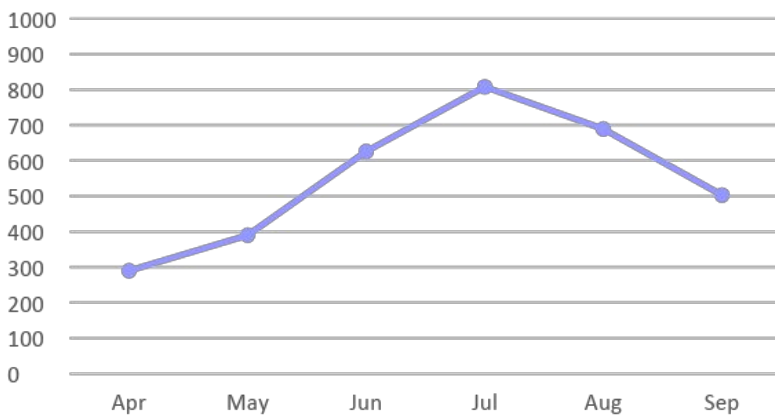
OPIOID RESPONSE



Edmonton Zone

ADDICTION & MENTAL HEALTH (AMH)

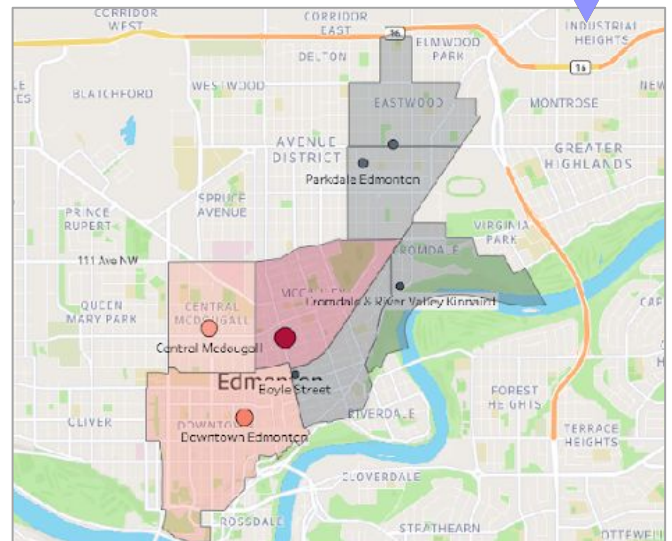
From Apr 1 to Sep 30, 2023, there were **3,306** EMS patient interactions for opioid overdose/poisonings



↑ **78%** increase compared to 1,860 in the same period in 2022

Opioid related EMS patient interactions occur throughout the Edmonton Zone and surrounding area but

50-60% of all activity occurs in the Eastwood area highlighted in the map below



~50% of patients decline transport to the hospital

In the 2022/23 fiscal year:

Opioid Dependency Program (ODP)

The 4 opioid treatment clinics had:

26,615
visits

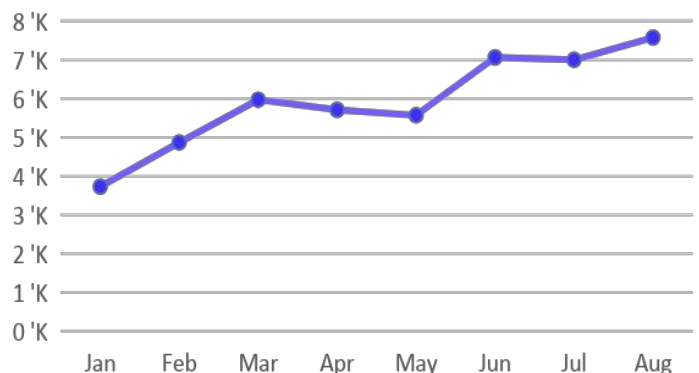
1,528
unique clients

Virtual ODP (Provincial)

14,034
visits

4,967
unique clients

47,460 naloxone kits distributed in Edmonton, by month, 2023



**FORENSIC
PSYCHIATRY**



Edmonton Zone

ADDICTION & MENTAL HEALTH (AMH)

2022/23 Fiscal Year

Inpatient

113 beds in building 3 at Alberta Hospital Edmonton (AHE)

Top 3 Diagnostic Classifications for Discharged Adults:



**1) Schizophrenia/
Schizoaffective
Disorder**

**2) Schizotypal/
Delusional Disorder**

**3) Substance Use with
Other State**

Community

1,779 unique clients had a community visit

Forensic Assessment and Community Services (FACS)

↳ Community mandated programs for individuals who have confirmed or suspected mental health concerns and are in conflict with the law. Programs include:

- General Mental Health Clinic
- Mental Health Court
- Not Criminally Responsible
- Preventing Intimate Partner Violence Outpatient Treatment
- Sexual Behaviours Program
- Diversion

Children, Youth, and Families



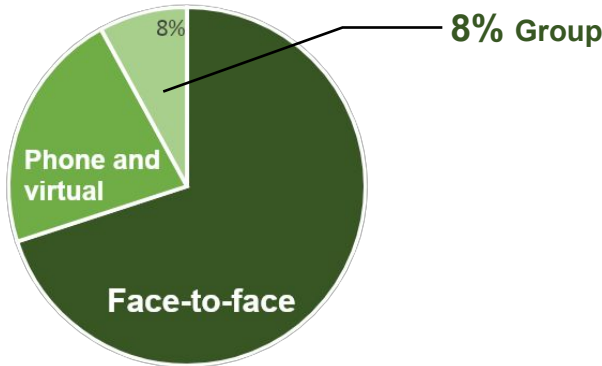
Edmonton Zone

ADDICTION & MENTAL HEALTH (AMH)

Community 2022 Calendar Year

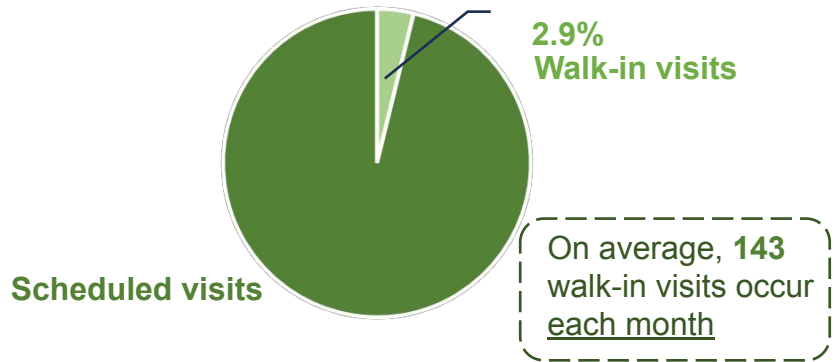
11,720 unique clients attended a community visit

% of Visits by Category:



58,184
Community visits were completed in the 2022 calendar year

% of Scheduled and Walk-in Visits:



Inpatient 2022/23 Fiscal Year

In 2022, across CYF inpatient services there were **72 beds**

Average Length of Stay (LOS) in Days for **Acute** beds: **18.1**

Average length of stay for acute beds has changed since the **2019/20 FY** **21.6%**↓ (23 vs 18 days)

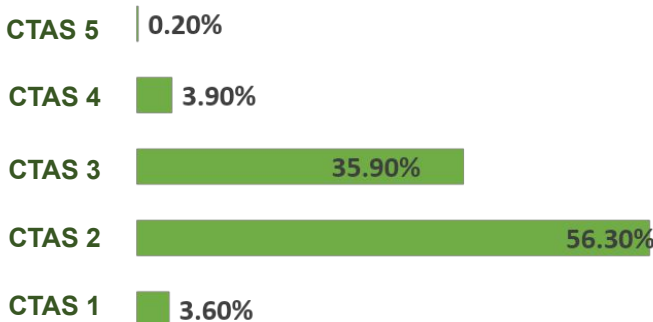
431 admissions { ↑ **0.2%** Increase in admissions since 2019/20

Readmission rate = **7.34%**

The national 30-day readmission rate for mental health and substance use for all age groups for the 2020-2021 FY was **14.2%** (CIHI, 2020-2021).

Emergency department: 2022 Calendar Year

Canadian Triage and Acuity Scale (CTAS) Scores for CYF patients visiting the ED:



Top 3 presenting problems in the ED:

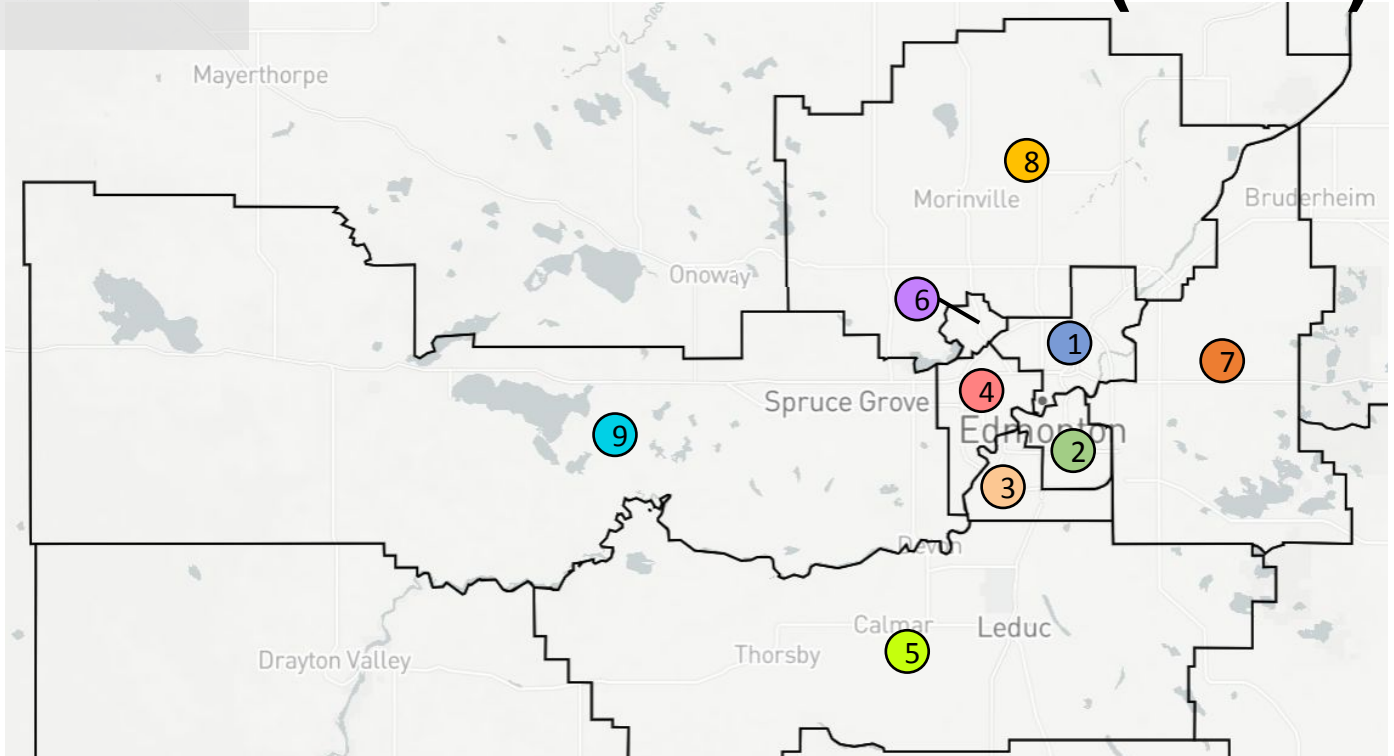


AMH Services



Edmonton Zone

ADDICTION & MENTAL HEALTH (AMH)



| | Subzone | Emergency Departments | Ambulatory Programs | Inpatient Programs | Residential Programs | Total Programs* |
|---|---------------------------------------|--|---------------------|--------------------|----------------------|-----------------|
| 1 | Edmonton NE | <ul style="list-style-type: none"> Royal Alexandra Hospital East Edmonton Health Center Northeast Community Health Center | 48 | 14 | 3 | 64 |
| 2 | Edmonton SE | <ul style="list-style-type: none"> Grey Nuns Community Hospital** University of Alberta Hospital Stollery Children's Hospital | 23 ^a | 7 ^b | 1 | 29 |
| 3 | Edmonton SW | | 3 ^c | | | 3 |
| 4 | Edmonton West | <ul style="list-style-type: none"> Misericordia Community Hospital** | 17 ^d | 5 ^e | 1 | 23 |
| 5 | Leduc County | <ul style="list-style-type: none"> Devon General Hospital Leduc Community Hospital | 8 | | | 8 |
| 6 | St. Albert | <ul style="list-style-type: none"> Sturgeon Community Hospital | 6 | | | 6 |
| 7 | Strathcona County incl. Sherwood Park | <ul style="list-style-type: none"> Strathcona Community Health Center | 6 | | | 6 |
| 8 | Sturgeon County & Fort Saskatchewan | <ul style="list-style-type: none"> Fort Saskatchewan Community Hospital | 10 | | | 10 |
| 9 | Westview | <ul style="list-style-type: none"> Westview Health Center | 6 | | | 6 |

*Individual programs may offer more than one service type. The total across Ambulatory, Inpatient, and Residential columns will differ from the Total Programs column.

**Covenant Health emergency departments

a – 6 of 23 are Covenant Health programs

b – 2 of 7 are Covenant Health programs

c – 1 of 3 are Covenant Health programs

d – 4 of 17 are Covenant Health programs

e – 2 of 5 are Covenant Health programs