The Edmonton logo is a dark blue square with the word "Edmonton" in white, sans-serif font.

December 31, 2024 Operating and Capital Financial Update

City Council
March 18, 2025

Presentation overview



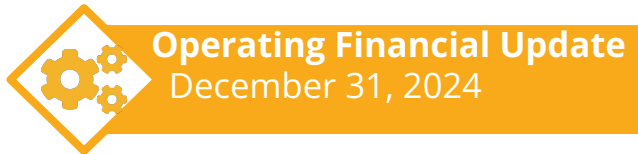
Economic Update

- Edmonton CMA population change
- Edmonton CMA employment growth
- Edmonton CMA consumer inflation



Capital Financial Update December 31, 2024

- Budget cycle spend
- Significant project results
- Debt update

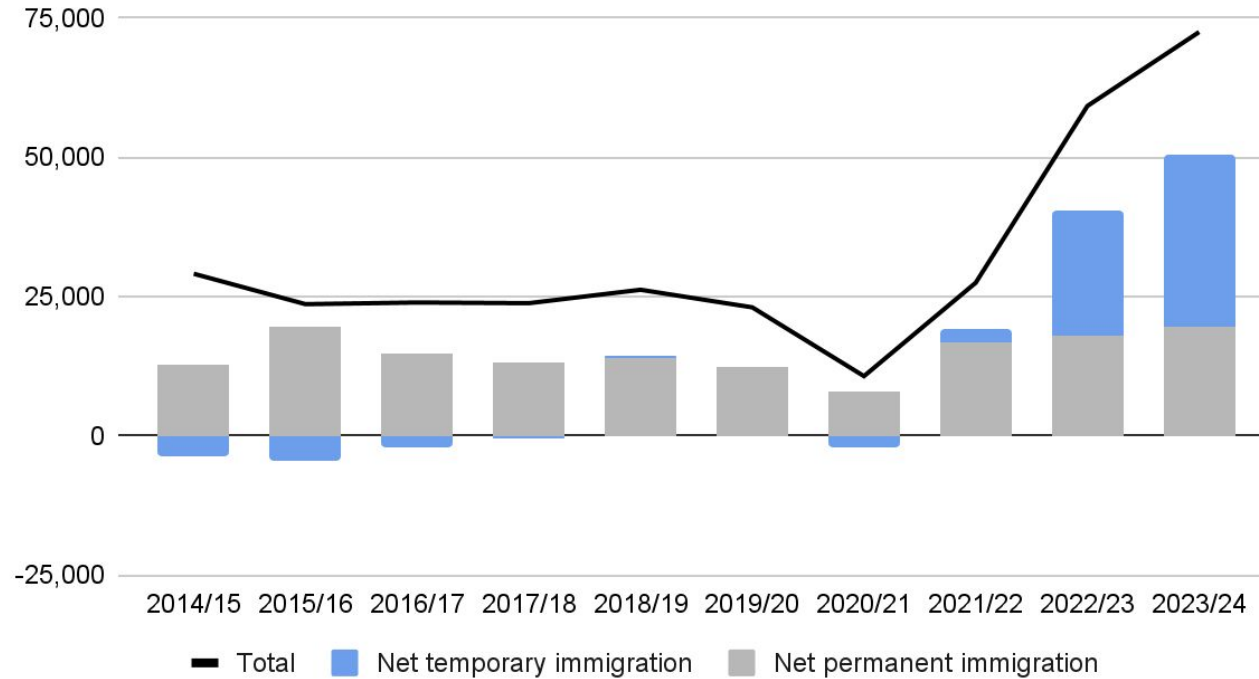


Operating Financial Update December 31, 2024

- Enterprise & Utility programs
- Tax supported operations
- FSR and operating carry-forward recommendations
- Reserve update

Economic Update

Population change - Edmonton CMA



Source: Statistics Canada

Economic Update

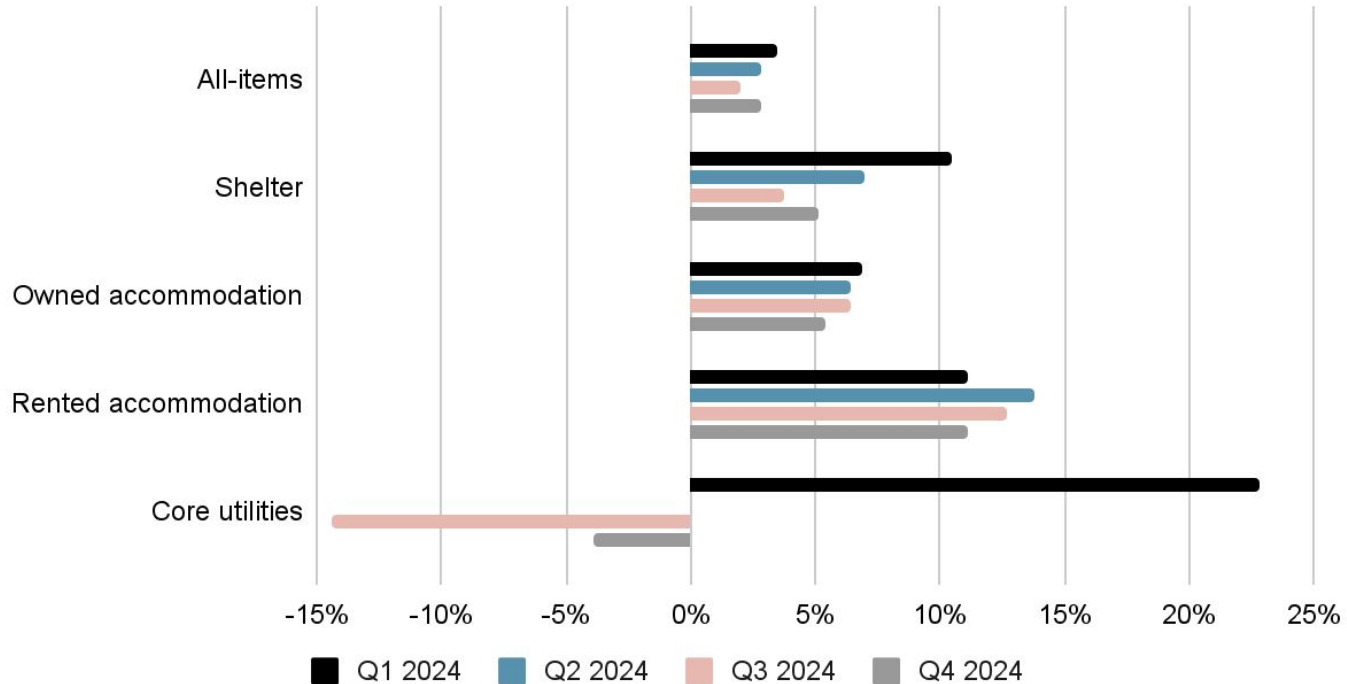
Annualized employment growth - Edmonton CMA



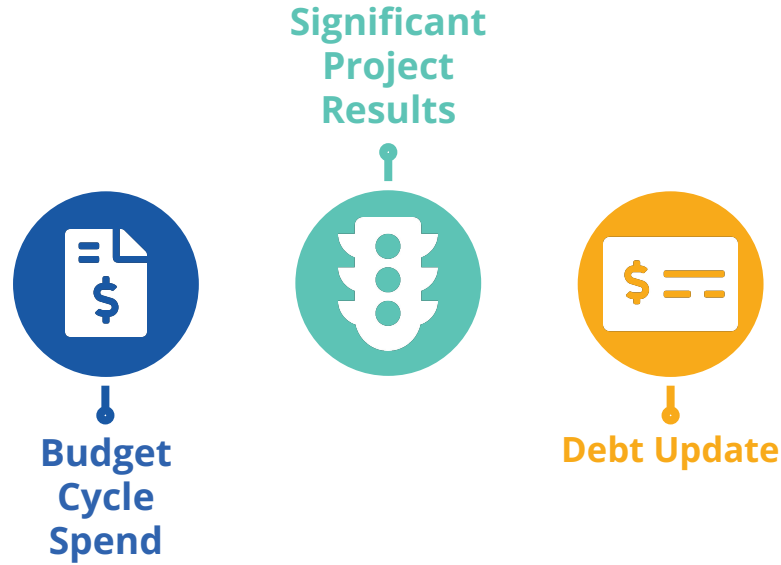
Source: Statistics Canada

Economic Update

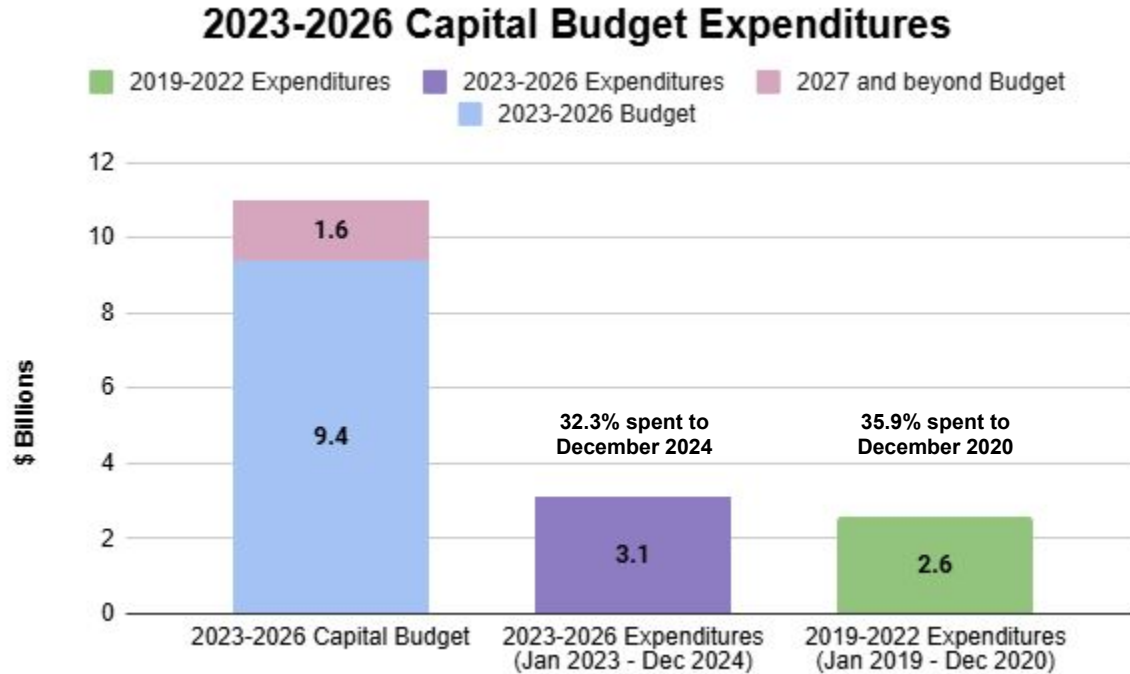
Annualized Consumer Inflation - Edmonton CMA



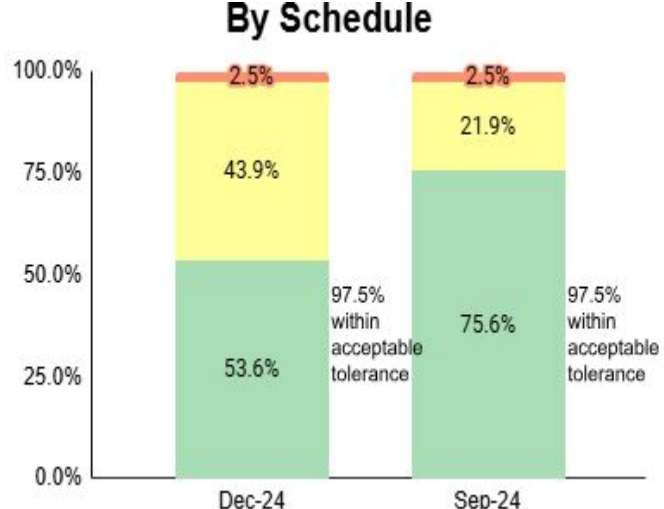
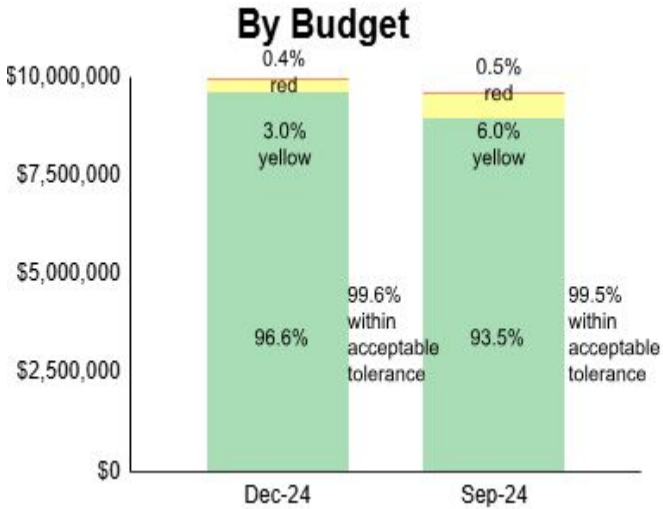
Capital Results - December 31, 2024



Budget Cycle Spend



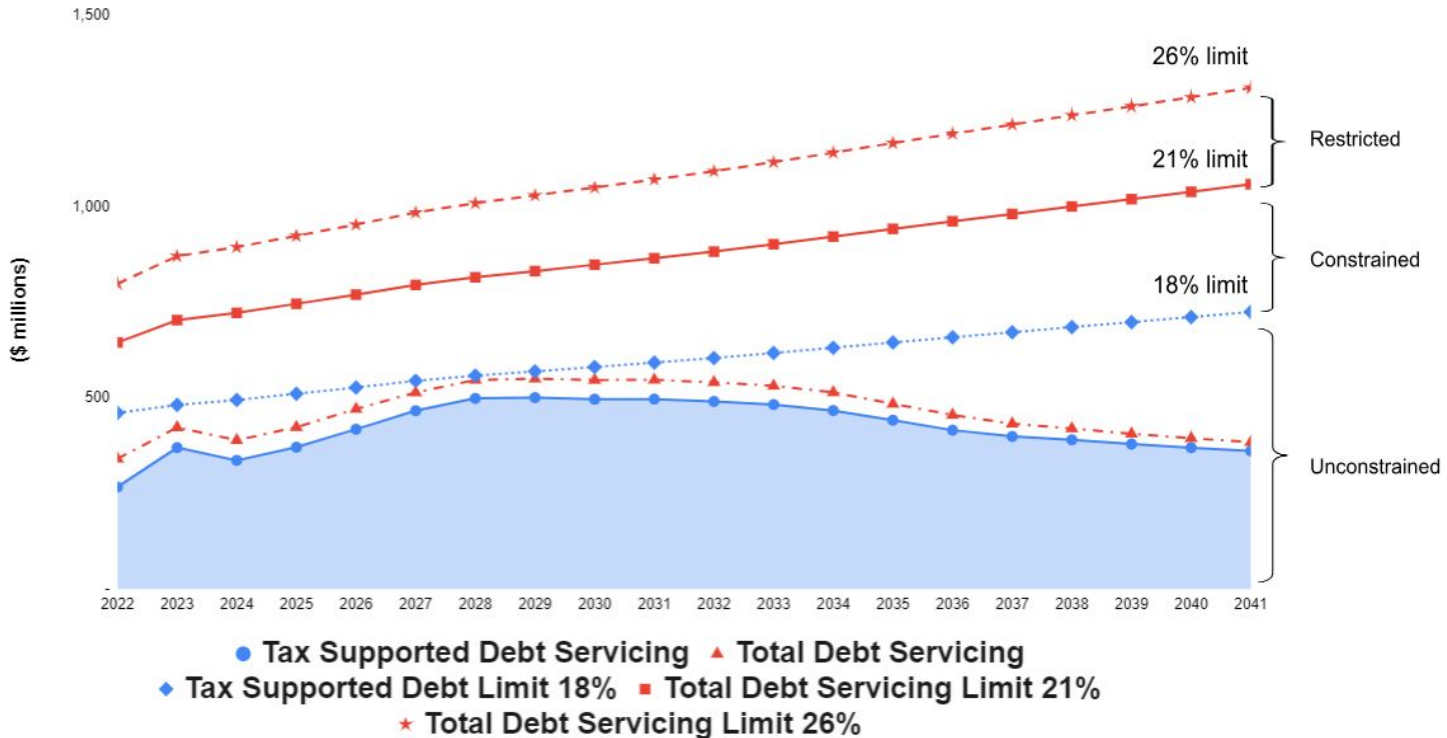
Significant Capital Project Status Summary



*The budget and schedule status charts above are weighted by the profiles approved budget.

Debt Management Fiscal Policy

Debt Servicing Limits (\$M)









Operating Results - December 31, 2024



Enterprise and Utility Operations

December 31, 2024 - Net Position Budget Variance
(in \$ millions)

 Favourable  Unfavourable	Year-End Variance
Waste Services	1.4 
Land Enterprise	(10.2) 
Blatchford Redevelopment	(6.5) 
Blatchford Renewable Energy Utility	0.4 

Tax-Supported Operations (excluding EPS)

Year-End Variance	Description	● Favourable ● Unfavourable
(19.0)	● Personnel Costs (All Departments)	
(12.7)	● Transit Fare Revenue (<i>Edmonton Transit</i>)	
(11.0)	● Tax Losses (<i>Taxation Expenditures</i>)	
(9.4)	● Material Costs (All Departments)	
(7.2)	● Contract Costs (All Departments)	
(6.5)	● Permit Fee Revenue (<i>Parks and Road Service</i>)	
(6.2)	● Fuel Costs (<i>Fleet and Facility Services</i>)	
(5.0)	● Snow and Ice Control (Snow and Ice Control)	
6.8	● Memberships & Admissions Revenue (<i>Community Recreation And Culture</i>)	
6.9	● Tax Penalties (<i>Corporate Revenues</i>)	
6.9	● Environment and Climate Resilience Group (<i>Planning and Environment Services</i>)	
9.1	● Grant Funding (<i>Community Recreation And Culture</i>)	
19.4	● Financial Strategies (<i>Corporate Expenditure</i>)	
27.2	● Other Cumulative Variances	
(0.7)	● Total	
(0.0)%	● Percent of Annual Budget	

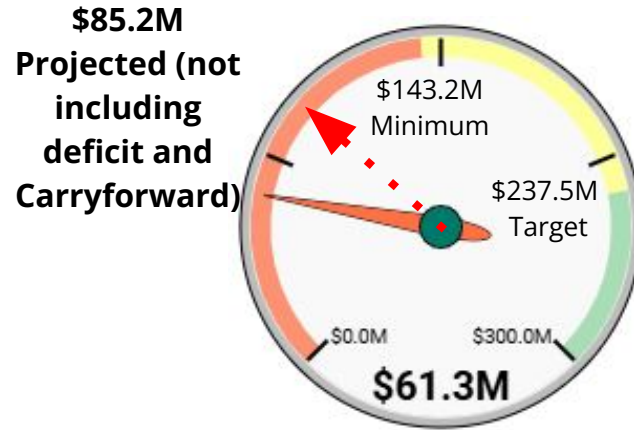
Structural Budget Variances

December 31, 2024

- Quarterly reports highlight unfunded variances over \$1.5M with action plans.
- Fall SOBA includes a full list of all structural variances and action plans.
- Corrected structural budget variances no longer identified.
- Most structural budget variances are consistent with Fall 2024 SOBA.
- Inflationary impact for 2024 was \$25M over budget, more than the \$19.7M adjusted in Fall 2024 SOBA.
- New \$1.5M variance for increased parkade security costs.

Reserve Update (\$M)

Financial Stabilization Reserve (Unappropriated)



● Above target balance

● Above minimum balance & below target balance

● Below minimum balance

■ ■ ■ ■ ■ Reserve Balance with current projected deficit and carryforwards

Operating Carryforwards

(Recommendation 2) - Decrease in FSR Balance

There was \$22.9 million expenses to occur in 2024 that are recommended for carry-forward of funds, with new funding from the FSR:

Carry-Forward Request	Amount (\$ millions)
Glennriding Heights Partnership (Community Services)	6.8
Financial Strategies - Future Uncertainty Risks	4.9
Financial Strategies - 2023-2026 (Smooth Strategy)	4.2
Downtown Vibrancy & Chinatown Strategic Plan (UPE)	3.4
Event Attraction Program (Community Services)	2.0
Priority Growth Areas Zoning Project (UPE)	0.7
Recreation & Partnership Facility Investment Program (Community Services)	0.4
Alley Lighting Maintenance	0.4
Warehouse Relocations & Tenant Improvements (FCS)	0.3
Council Contingency (Corporate Programs)	0.1
Business Census (UPE)	0.1
Total	23.3

Operating Carryforwards

(Other Recommendations) - No Impact to FSR Balance

- The following recommendations are for carry-forward of funds previously appropriated in the FSR, funded through other reserves, or non-tax levy sources.
- These recommendations do not impact the unappropriated FSR or the surplus.

Recommendation	Amount (\$millions)
Recommendation 1 - Carry-forward of items previously appropriated in the FSR with expenses in 2025	25.1
Recommendation 3-11 - Operating commitments funded through reserves or external non tax-levy funds in the 2024 approved budget that were not completed by year-end. Budget adjustments are recommended to reallocate 2024 expenses and offsetting funding sources into the 2025 operating budget, with no impact to the Financial Stabilization Reserve or the 2025 tax-levy position.	39.5

Reserve Update (\$M)




December 31, 2024 Balance

Planning & Development Reserve



Traffic Safety & Automated Enforcement Reserve



-  Above minimum balance & below target balance
-  Above target balance (Planning & Development Reserve)
-  Below minimum balance

Next Steps

City of Edmonton Consolidated Financial Statements -
December 31, 2024

- April 11 - Audit Committee
- April 22- City Council (for approval)

Thank you.

The logo for the city of Edmonton, featuring the word "Edmonton" in white text on a blue square background. The background of the slide is a dark blue gradient with a faint, semi-transparent image of the Peace Bridge in Edmonton, Alberta, Canada.

Edmonton