

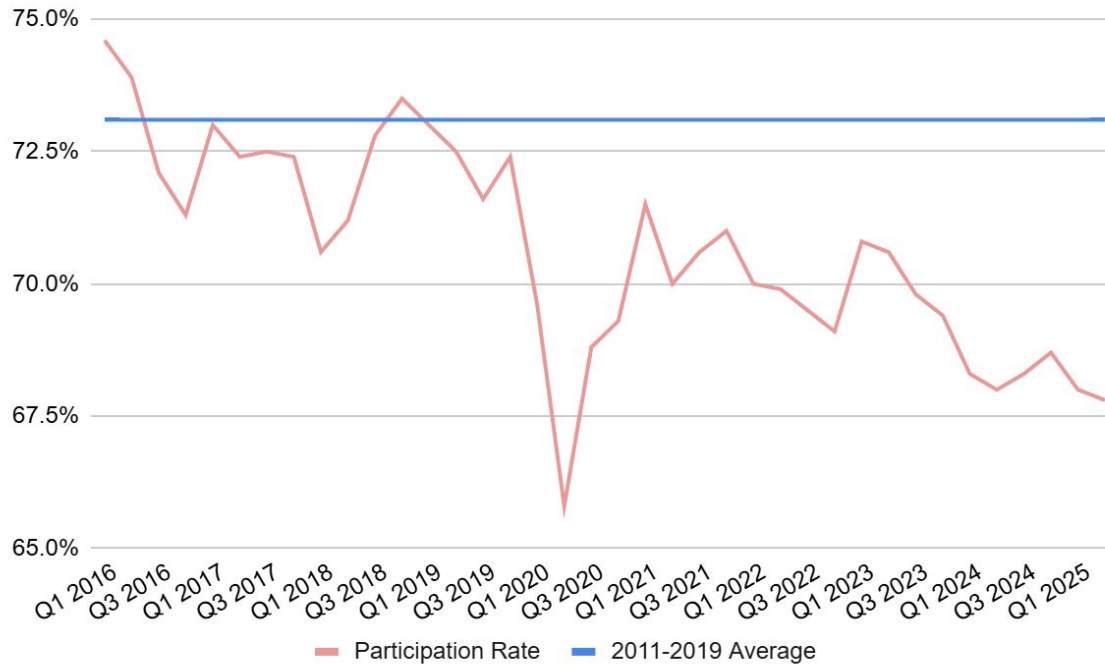


June 30, 2025
Operating and
Capital Financial Update

City Council
September 16, 2025

Economic Update

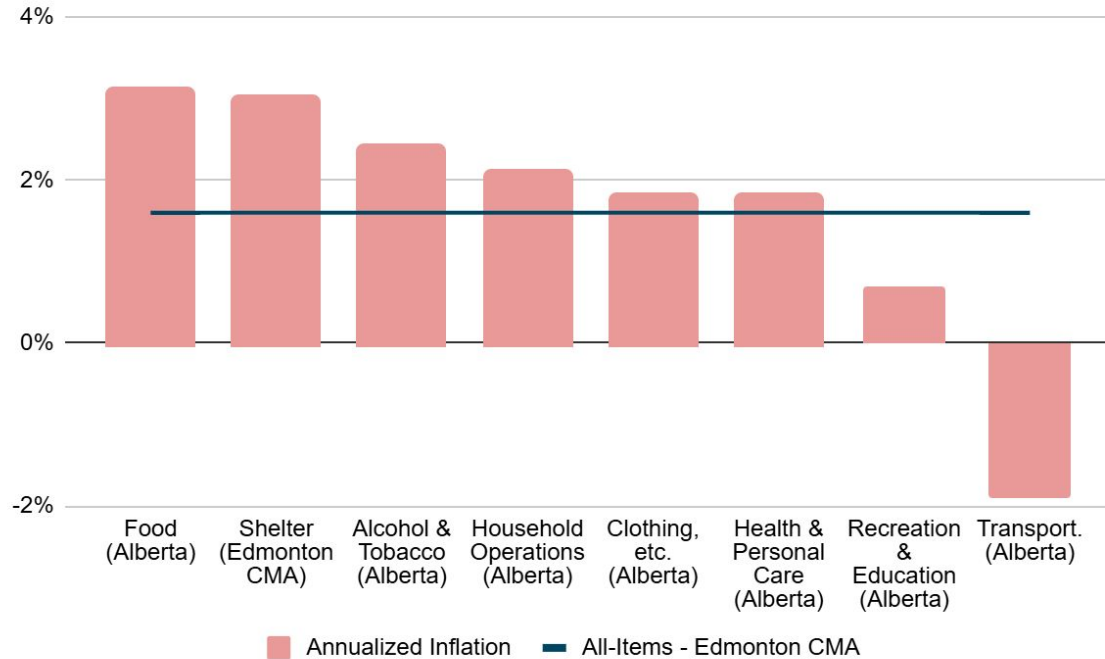
Participation rate - Edmonton CMA



Source: Statistics Canada

Economic Update

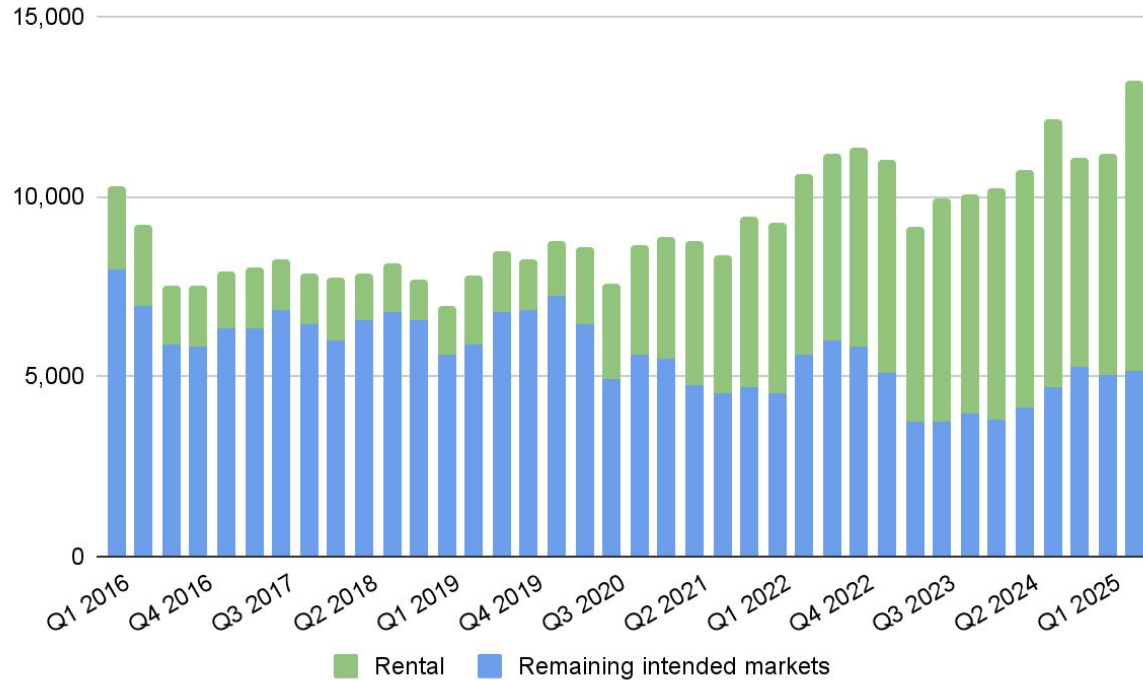
Annualized consumer price inflation - Q2 2025



Source: Statistics Canada

Economic Update

Under construction inventory - Edmonton



Source: Canada Mortgage and Housing Corporation

Capital Results

June 30, 2025



Budget
Cycle
Spend

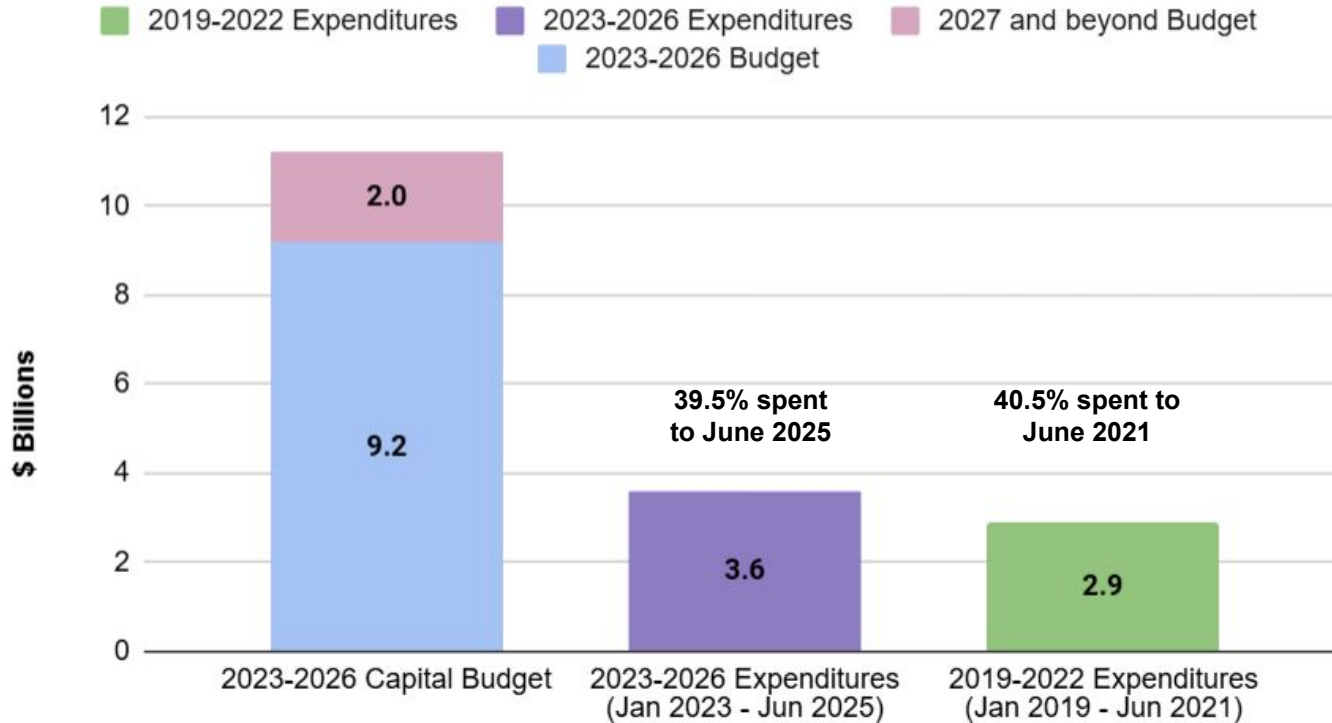
Significant
Project
Results



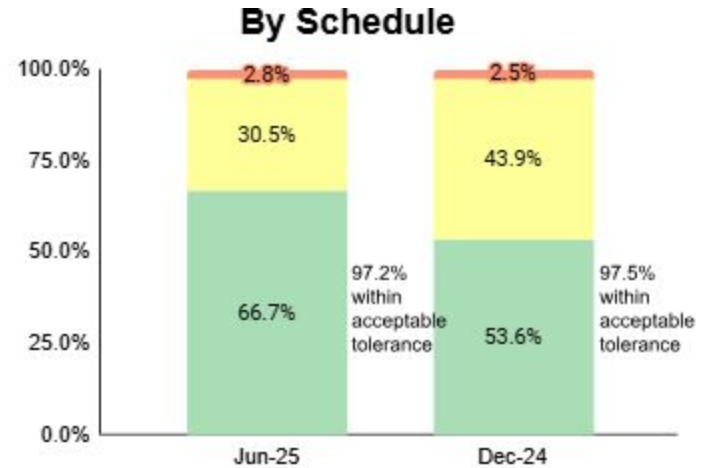
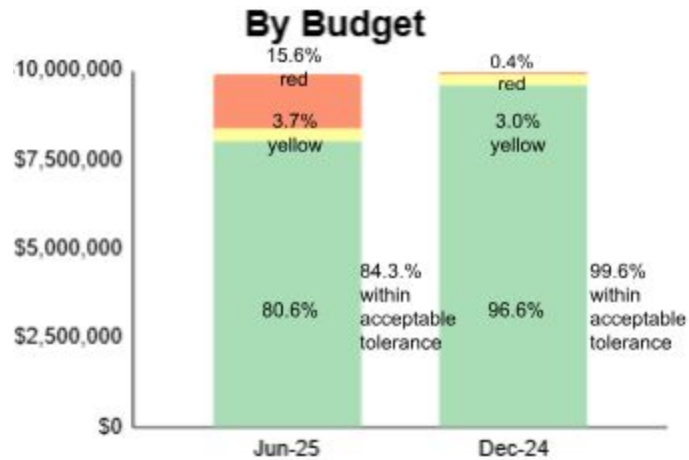
Debt Update

Budget Cycle Spend

2023-2026 Capital Budget Expenditures



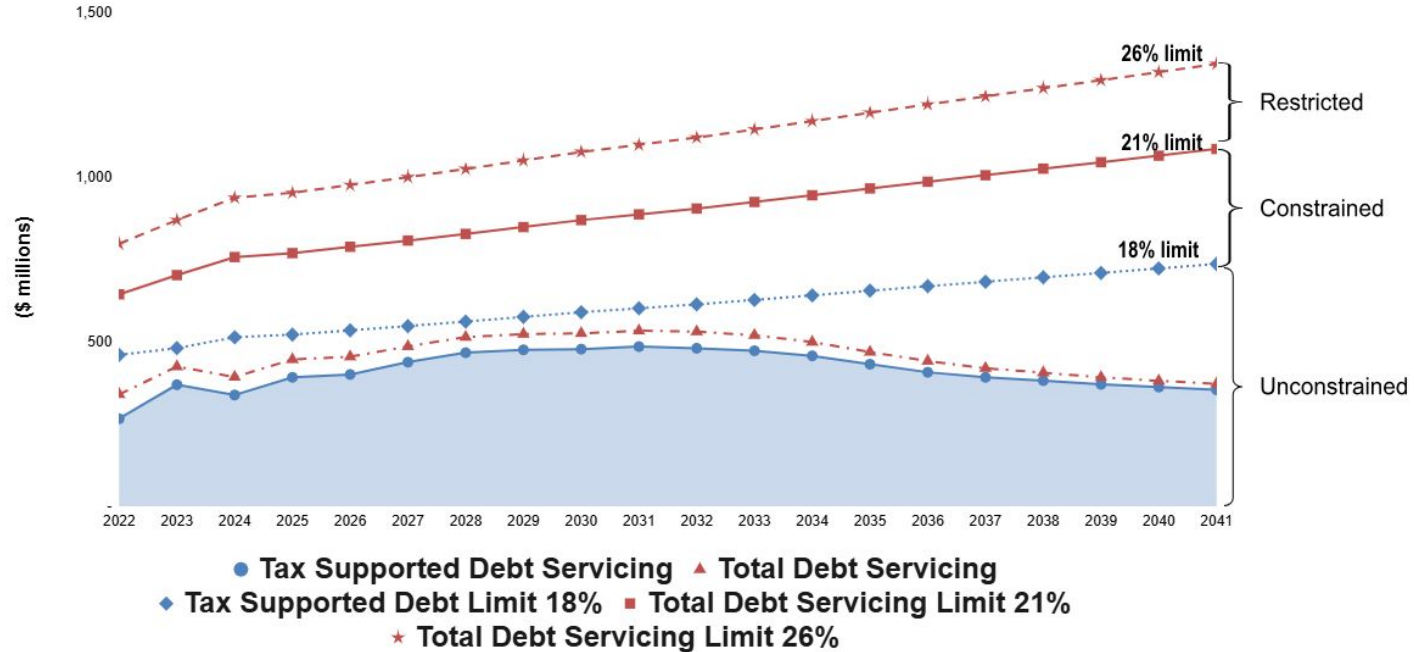
Significant Capital Project Status Summary



*The budget and schedule status charts above are weighted by the profiles approved budget.

Debt Management Fiscal Policy

Debt Servicing Limits (\$M)



Operating Results

June 30, 2025



**Enterprise
& Utility
Operations**

**Tax-
Supported
Operations**









Reserve Update



Enterprise and Utility Operations

June 30, 2025 - Net Position Budget Variance (in \$ millions)

 Favourable  Unfavourable	YTD Variance	Projected Year-End Variance	
Waste Services	8.2	1.4	
Land Enterprise	(1.6)	(6.2)	
Blatchford Redevelopment	(0.2)	(1.8)	
Blatchford Renewable Energy Utility	0.2	0.0	

Tax-Supported Operations (excluding EPS)

Year-to-date Variance		Projected Year-End Variance		Description	● Favourable
					● Unfavourable
(5.7)	●	(6.7)	●	Personnel Costs (<i>All Departments</i>)	
(1.9)	●	(4.9)	●	Permit Fee Revenue (<i>Parks and Road Service</i>)	
(2.9)	●	(4.7)	●	Advertising Revenue (<i>Edmonton Transit Service</i>)	
(1.5)	●	(4.6)	●	RAPA Contracts (<i>Planning and Environment Services</i>)	
(0.8)	●	(3.2)	●	Recreation and Attraction Facilities Costs (<i>Community Recreation and Culture</i>)	
(2.6)	●	(2.9)	●	Computer Software (<i>Open City and Technology</i>)	
(1.6)	●	(2.8)	●	Insurance Claims and Premiums (<i>Corporate Expenditures</i>)	
2.2	●	2.7	●	Fuel Costs (<i>Edmonton Transit Services</i>)	
4.7	●	2.9	●	Grant and Subsidy Payments (<i>Economic Investment Services</i>)	
3.4	●	3.4	●	Taxation Revenue (<i>Taxation Revenues</i>)	
2.7	●	7.4	●	Memberships & Admissions Revenue (<i>Community Recreation and Culture</i>)	
13.2	●	13.2	●	Financial Strategies (<i>Corporate Expenditure</i>)	
6.6	●	(7.4)	●	Other Cumulative Variances	
15.8	●	(7.6)	●	Total	
1.2%	●	(0.2)%	●	Percentage of Annual Expense Budget	


Structural Budget Variances

June 30, 2025 - (\$49.7 million)




Transit: \$18.7 Million

Fare Revenue -\$13M
Operator OT - \$4.5M
Bus Cleaning - \$1.2M



Parks & Roads: \$16.4 Million

OSCAM - \$4.5M
Detour Revenues - \$0.7M
SNIC Sand Removal - \$2.3M
Spring Sweep - \$1.1M
Paving Operations - \$4.0M
Parking Revenue - \$1.9M
Parkade Security - \$1.6M
Moving Permits - \$0.4M



Fleet & Facility: \$6.4 Million

Electric Buses -\$1.8M
Living Wage - \$0.6M
Parts Inflation - \$1.3M
Facility Maintenance - \$0.6M
Vandalism - \$2.1M



Community Standards: \$0.6 Million

Pet Licensing - \$0.6M



Fire Rescue Services: \$3.3 Million

Overtime - \$2.9M
Reclass/Compression - \$0.1M
External Contract - \$0.2M
Communication Position - \$0.1M



Corporate Programs: \$4.0 Million

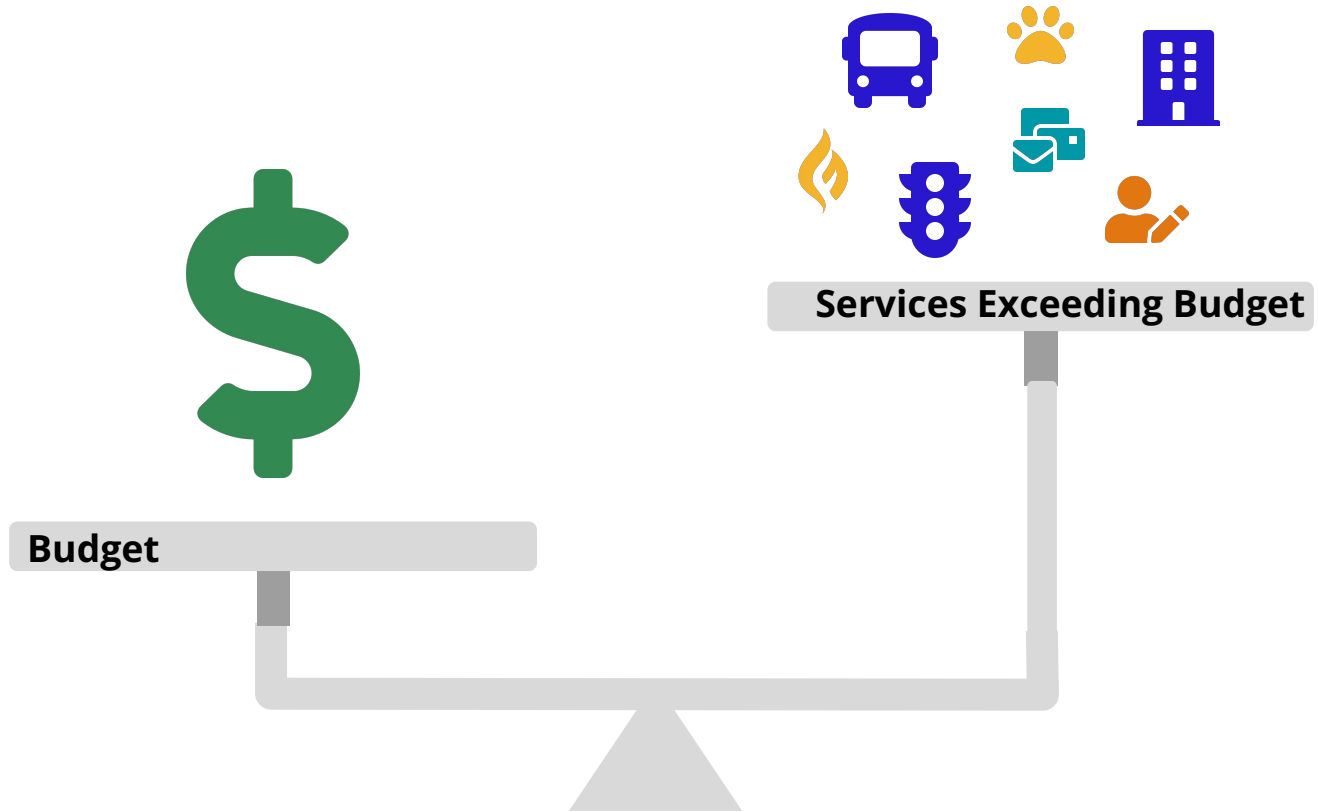
Insurance Premiums - \$0.5M
Claims Settlement - \$2.0M
WCB Premium - \$1.5M



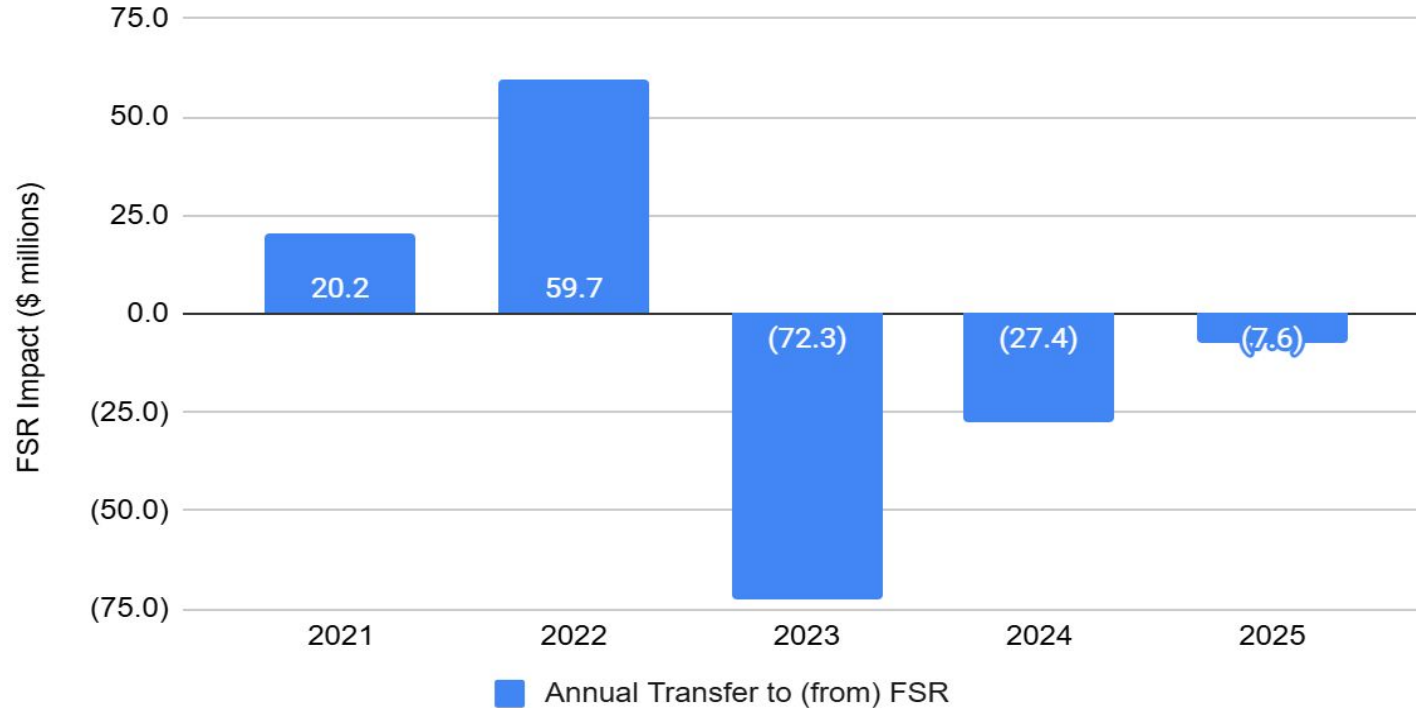
Talent Management: \$0.3 Million

Recruitment Services - \$0.3M

Services Exceeding Budget

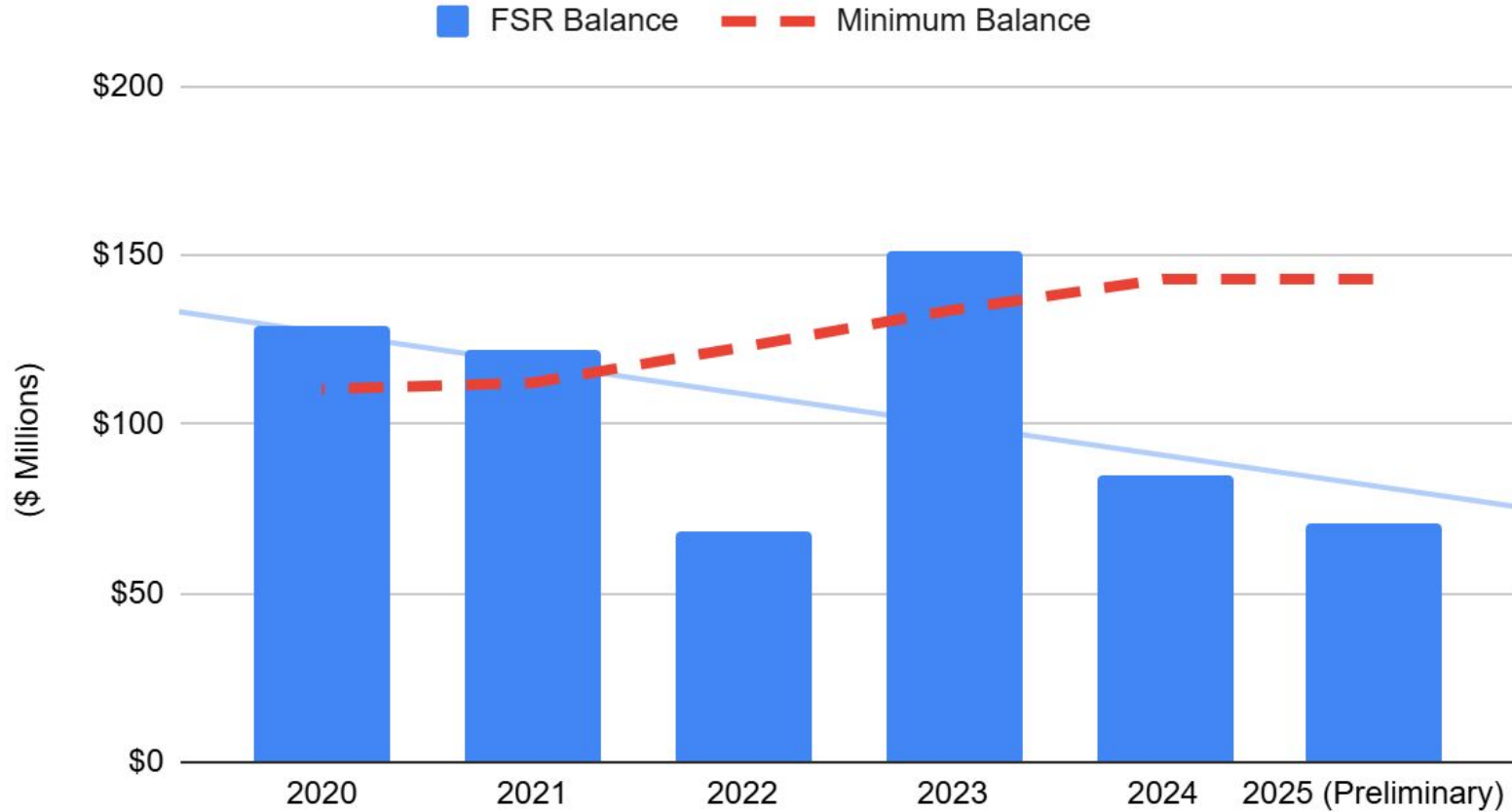


Year-End Transfers to (from) the FSR - 2021-2025



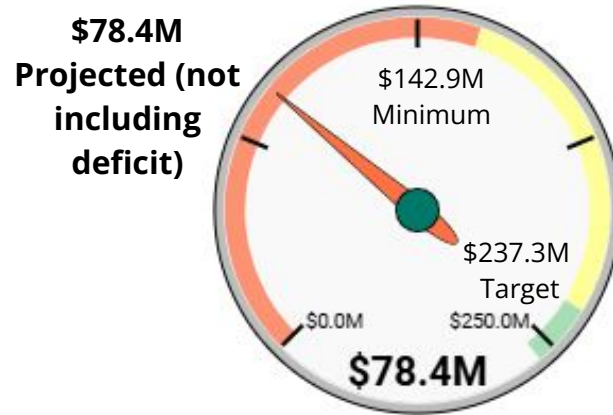
Year-end transfers to and from the FSR include the tax-supported surplus or deficit, plus carry-forward of unused operating budget in future years.

FSR Balance and Minimum Balance



Reserve Update (\$M)

Financial Stabilization Reserve (unappropriated)



- Above target balance
- Above minimum balance & below target balance

● Below minimum balance

Reserve Update (\$M)




Projected December 31, 2025 Balance

Planning & Development Reserve



Traffic Safety & Automated Enforcement Reserve



-  Above minimum balance & below target balance
-  Above target balance (Planning & Development Reserve)
-  Below minimum balance

Questions?