

City Operations
Parks and Roads Services

Edmonton

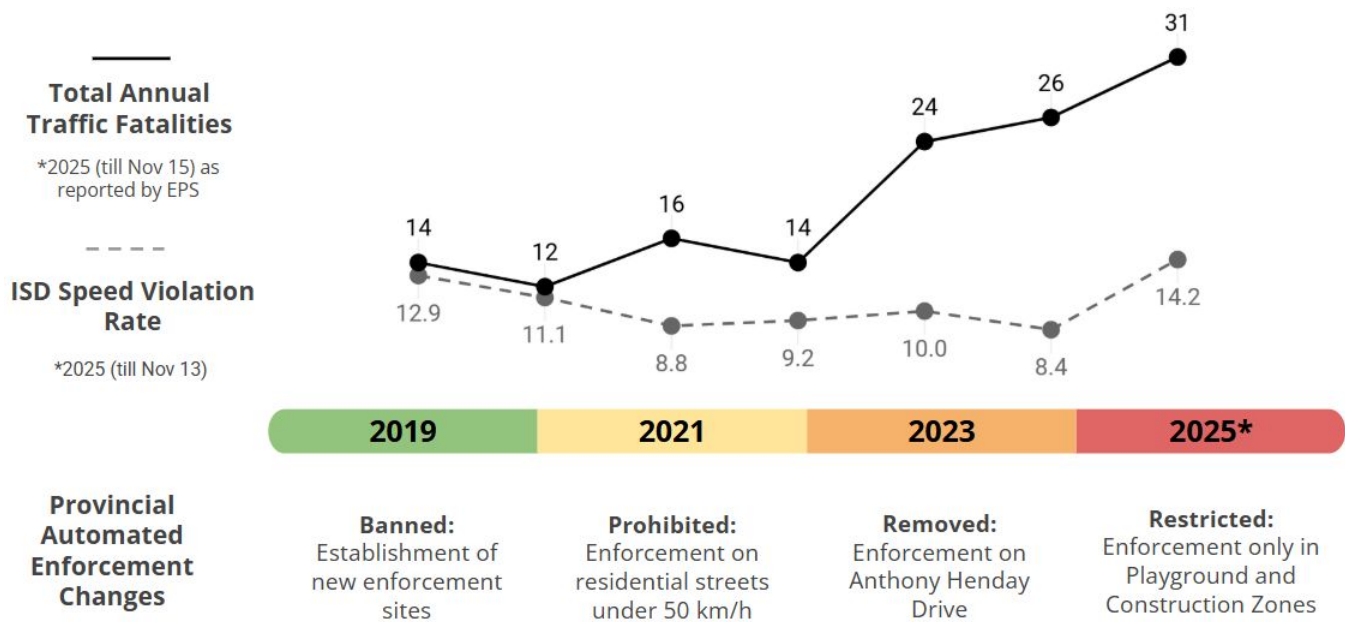
CO03044 Municipal Traffic Safety Expansion Opportunities

City Council - December 1, 2025

Caitlin Zerebeski, Branch Manager, Parks and Roads Services
Jessica Lamarre, Director, Safe Mobility

Changing Context

Increases in Fatalities, Speed Violations & ATE Reduction



Changing Context

Population Growth

 **31%**

Vehicle traffic volumes at
Intersection Safety Devices
(2019-2024)

 **17%**

Licensed Drivers (2021-2025)

 **60%**

Fatalities per 100k population
(2019-2024)

Changing Context

Increase in Risky Driver Behaviour

Drivers are at fault in

86%

of collisions

57%

of fatalities caused by
excessive speed (2023)

 **10.8%**

Vehicles traveling over the
speed limit (2024-2025)

 **87.3%**

Traveling 20-29 km/h over
(2024-2025)

 **65.8%**

Traveling >30 km/h over
(2024-2025)

Changing Context

Public Demand for Action

 **108**

108% Increase in inquiries from
2023 to 2024

~300 complex inquiries per month

Top Concerns:

- Speeding
- Red-light running
- Unsafe crossings
- Playground zone safety
- Neighbourhood livability

Perception of Safety by Mode:

- 71% of drivers
- 54% of cyclists and e-scooter riders
- 44% of pedestrians

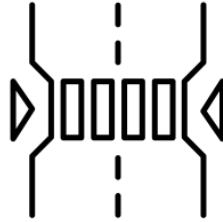
Reallocation Opportunities

Enforcement



- + Expand Traffic Safety Peace Officer Program
- + Reinstate intersection automated speed enforcement
- + Explore new automated enforcement technology with GOA

Engineering



- + Enhance coordination and programming for schools and playground zones
- + Expedite neighbourhood traffic safety infrastructure improvements

Operations & Maintenance






- + Enhance responsiveness to public safety concerns
- + Test enhanced winter safety measures
- + Improve maintenance of adaptable measures
- + Expand data and analytics capacity

Implementation Options

✓ expands ✗ eliminates □ reduces	Option 1	Option 2	Option 3
	Full Expansion Implementation	Partial Expansion Implementation	No 2026 Expansion
Total Cost	\$5.97M	\$3.2M	N/A
TSAER Reserve Net Position (2026)	(\$7.1M)	(\$4.3M)	\$0.2M*
Automated Traffic Enforcement	✓	✓	✗
Traffic Safety Peace Officers	✓	✓ (Partially)	✗
Safety Engineering	✓	✓	□
Operations and Maintenance Improvements	✓	✓	□
Expands Municipal Traffic Safety Capacity	✓	✓	✗
Cost Neutral	✓ (Partially)	✗	✗

The Road Ahead



Q1 2026

Implementation of approved expansion options

Q2 2026

Safe Mobility Strategy presented to Council

Q4 2026

4-year Budget deliberations

2027-2030

Implementation

Thank you.

Funding Availability

- + ISD locations
 - + Peace officers
 - + Playground zone coordinator
 - + Engineering employees
 - + Data purchase and analysis
 - + Snow and Ice Control pilot
 - + Administrative support staff
-

\$5.95M in previously-approved operating budget
0% tax levy impact for 2026



Safe Systems Approach

- Safe Roads
- Safe Speeds
- Safe Road Users
- Safe Vehicles
- Post-Crash Care

Safety Culture