

# Presentation to City Council

Nov. 16, 2020





# Modern policing balances support with enforcement








# Community safety and well-being is a group effort



# The current system is fractured



# Managing growth and navigating challenges within existing budget



## Absorbed

Enterprise Commons \$6M

In-car Video \$6M

COVID-19 Pressures \$7M

Provincial Budget \$5M


## Reallocated

CSWB Bureau \$28M

## Reduced

Council's Motion \$11M

**Funding is segmented while social issues are interdependent**





# Contextualizing social disorder first response





Calls to ECC  
**385,034**

## A closer look at “30%” EPS workload by volume



Police  
dispatched  
**192,521**  
(50%)

Occurrences  
**113,389**

Violent crime,  
Non-violent crime,  
Weapons/drugs  
**54,837**

Disorder, Traffic, Other  
**58,552**

Arrest  
**38,418**

Taken into custody  
**43,262**

Control tactics applied  
**12,406**

Lethal force  
**13**  
2000-2017

# EPS first response toolkit

Legislated and common law  
authorities/powers

Control tactics  
training and options

Referral to  
community service  
supports  
and partners

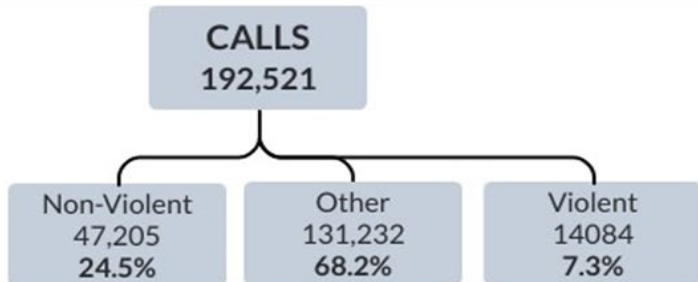
Defusing and  
de-escalation  
training and  
options



## INITIAL COMPLAINANT INFORMATION

CALLS FOR SERVICE

**CALLS: 192,521**



Disorder  
48,810  
25.4%



**25.4%**

- Trouble with Persons 7.7%
- Trouble Not Known 5.1%
- Trouble with Intoxicated Persons 3.3%
- Check on Welfare 3.2%
- Suspicious Persons 2.6%
- Noise Complaint Bylaw 1.8%
- Mental Health Complaints 1.6%

SOCIAL DISORDER  
CALL PRIORITY COUNT

Priority 1	273
Priority 2	37
Priority 3	1,155
Priority 4	33,189
Priority 5	13,447

To address ever changing  
risks and dynamics

**429 CALLS**  
UPGRADED TO PRIORITY 1-3

# INITIAL OFFICER INVESTIGATION

## INVESTIGATION REVEALED

Not ALL Initial Social  
Disorder CFS conclude as  
a Social Disorder CFS...

**6,457 CALLS**

WERE DETERMINED  
NOT TO BE  
SOCIAL DISORDER  
FOLLOWING THE INITIAL  
INVESTIGATION

Not ALL Social Disorder  
CFS originate as a  
Social Disorder CFS...

**15,409 CALLS**

RECLASSIFIED AS SOCIAL  
DISORDER FOLLOWING THE  
INITIAL INVESTIGATION



## RESULTS AT CONCLUSION OF INVESTIGATION

SOCIAL DISORDER CALLS FOR SERVICE

**CALLS: 64,219**

Social Disorder CFS  
at Dispatch  
**48,810**



Non-Social Disorder CFS  
reclassified as Social  
Disorder at Call Close  
**15,409**



Total Social Disorder  
CFS  
**64,219**

**24,321 CALLS**

RESULTED IN  
OCCURRENCES  
INCLUDING VIOLENT  
AND NON-VIOLENT  
CRIME

Occurrences  
Generated  
**24,321**  
**37.8%**

Concluded -  
No Further Officer  
Involvement  
**38,113**  
**59.3%**

Other  
**1,785**  
**2.8%**

## EPS ASSISTANCE FOR SAFETY AND SUPPORT OF PARTNERS

PARTNER AGENCIES CALLING FOR HELP

**CALLS: 4,798**



**FIRE**  
280  
5.8%



**EMS**  
2,185  
45.5%



**RCMP**  
899  
18.7%



**OTHER  
AGENCIES**  
1,434  
29.9%

**1,967 CALLS**

RESULTED IN  
OCCURRENCES  
INCLUDING VIOLENT AND  
NON-VIOLENT CRIME



# 24,321 SOCIAL DISORDER OCCURRENCES INCLUDE VIOLENT AND NON-VIOLENT CRIME

## VIOLENT & NON VIOLENT CRIME

**OCCURRENCES: 3,077**



### VIOLENT CRIME

1,140  
4.69%



### NON-VIOLENT CRIME

1,937  
7.96%

#### TOP 5

- Assault 35.4%
- Assault - Bh/Weapon 24.4%
- Utter Threats 10.6%
- Sexual Assault 6.1%
- Assault - Aggravated 3.7%

#### TOP 5

- Mischief 20.7%
- Breach Recognizance 17.2%
- Shoplifting \$5K or under 6.9%
- Possession - Meth 5.5%
- Breach of Probation 4.0%



**Occurrences  
Requiring  
Use of Force  
238  
7.7%**



**Victims  
Identified  
1,278**

## DISPROPORTIONATELY HIGH INVOLVEMENT IN OCCURRENCES

SOCIAL DISORDER OCCURRENCES

**OCCURRENCES: 24,321**

UNIQUE INDIVIDUALS  
IDENTIFIED  
**24,399**



Accused, Arrested,  
Charged, Subject, Suspect  
or Suspect Charged

  
**TOP 1%**  
**233**

TOTAL  
INVOLVEMENT  
IN 2019

**6,547**  
OCCURRENCES

VIOLENT CRIME  
**486**

NON-VIOLENT  
CRIME  
**2,615**



# VIOLENCE AGAINST EDMONTON OFFICERS

SOCIAL DISORDER OCCURRENCES

**OCCURRENCES: 24,321**



VIOLENCE  
AGAINST  
POLICE OFFICERS

**54  
OCCURRENCES**



**93**


Total Charges for  
Assaulting Police

## Charge

## # of Charges

ASSAULT A PEACE OFFICER	57
ASSAULT PEACE OFFICER/BODILY HARM	3
ASSAULT WITH INTENT TO RESIST LAWFUL ARREST	4
ASSAULT-PEACE OFFICER WHILE CARRYING WEAPON	2
DISARM OR ATTEMPT TO DISARM A PEACE OFFICER	4
OBSTRUCTING A PEACE OFFICER	5
RESISTING A PEACE OFFICER	18
<b>TOTAL</b>	<b>93</b>





Community safety and  
well-being requires

**PARTNERSHIP**

# Questions



*Guardian of Public Trust*