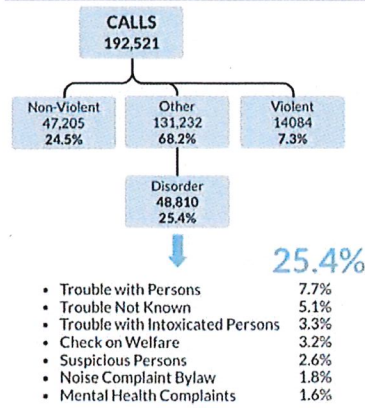


INITIAL COMPLAINANT INFORMATION

CALLS FOR SERVICE

CALLS: 192,521



SOCIAL DISORDER
CALL PRIORITY COUNT

Priority 1	273
Priority 2	37
Priority 3	1,15
Priority 4	33,189
Priority 5	13,447

To address ever changing
risks and dynamics

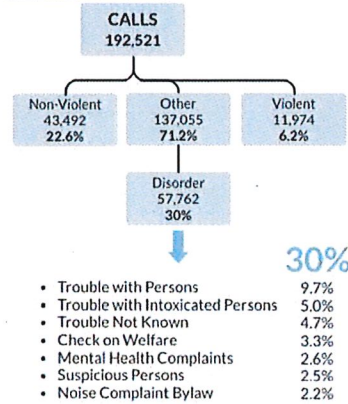
429 CALLS
UPGRADED TO PRIORITY 1-3

INITIAL OFFICER INVESTIGATION

CALLS FOR SERVICE

CALLS: 192,521

INVESTIGATION REVEALED



Not ALL Initial Social
Disorder CFS conclude as
a Social Disorder CFS...

6,457 CALLS

WERE DETERMINED
NOT TO BE
SOCIAL DISORDER
FOLLOWING THE INITIAL
INVESTIGATION

Not ALL Social Disorder
CFS originate as a
Social Disorder CFS...

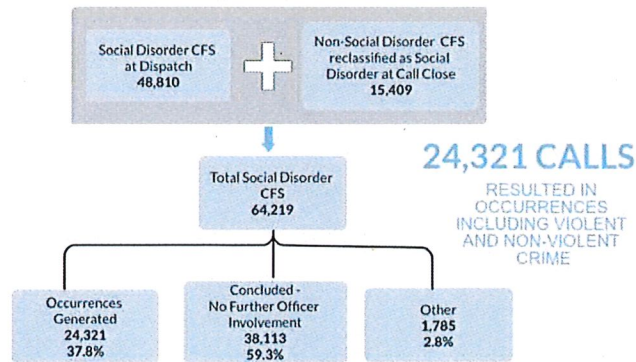
15,409 CALLS

RECLASSIFIED AS SOCIAL
DISORDER FOLLOWING THE
INITIAL INVESTIGATION

RESULTS AT CONCLUSION OF INVESTIGATION

SOCIAL DISORDER CALLS FOR SERVICE

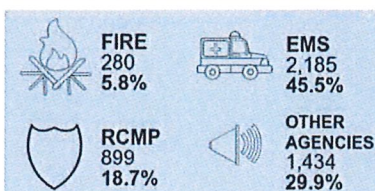
CALLS: 64,219



EPS ASSISTANCE FOR SAFETY AND SUPPORT OF PARTNERS

PARTNER AGENCIES CALLING FOR HELP

CALLS: 4,798



24,321 SOCIAL DISORDER OCCURRENCES INCLUDE VIOLENT AND NON-VIOLENT CRIME

VIOLENT & NON VIOLENT CRIME

OCCURRENCES: 3,077



VIOLENT CRIME
1,140
4.69%



NON-VIOLENT CRIME
1,937
7.96%

TOP 5

- Assault 35.4%
- Assault - Bh/Weapon 24.4%
- Utter Threats 10.6%
- Sexual Assault 6.1%
- Assault - Aggravated 3.7%

TOP 5

- Mischief 20.7%
- Breach Recognizance 17.2%
- Shoplifting \$5K or under 6.9%
- Possession - Meth 5.5%
- Breach of Probation 4.0%



**Occurrences
Requiring
Use of Force**
238
7.7%



**Victims
Identified**
1,278

VIOLENCE AGAINST EDMONTON OFFICERS

SOCIAL DISORDER OCCURRENCES

OCCURRENCES: 24,321



**VIOLENCE
AGAINST
POLICE OFFICERS**

**54
OCCURRENCES**



93 Total Charges for
Assaulting Police

Charge

- ASSAULT A PEACE OFFICER
- ASSAULT PEACE OFFICER/BODILY HARM
- ASSAULT WITH INTENT TO RESIST LAWFUL ARREST
- ASSAULT-PEACE OFFICER WHILE CARRYING WEAPON
- DISARM OR ATTEMPT TO DISARM A PEACE OFFICER
- OBSTRUCTING A PEACE OFFICER
- RESISTING A PEACE OFFICER
- TOTAL

of Charges

- 57
- 3
- 4
- 2
- 4
- 5
- 18
- 93

DISPROPORTIONATELY HIGH INVOLVEMENT IN OCCURRENCES

SOCIAL DISORDER OCCURRENCES

OCCURRENCES: 24,321

**UNIQUE INDIVIDUALS
IDENTIFIED**
24,399



Accused, Arrested,
Charged, Subject, Suspect
or Suspect Charged



**TOP 1%
233**

**TOTAL
INVOLVEMENT
IN 2019**

**6,547
OCCURRENCES**

VIOLENT CRIME
486

**NON-VIOLENT
CRIME**
2,615

24,321 SOCIAL DISORDER OCCURRENCES INCLUDE VIOLENT AND NON-VIOLENT CRIME

VIOLENT & NON VIOLENT CRIME

OCCURRENCES: 3,077



VIOLENT CRIME
1,140
4.69%



NON-VIOLENT CRIME
1,937
7.96%

TOP 5

- Assault 35.4%
- Assault - Bh/Weapon 24.4%
- Utter Threats 10.6%
- Sexual Assault 6.1%
- Assault - Aggravated 3.7%

TOP 5

- Mischief 20.7%
- Breach Recognizance 17.2%
- Shoplifting \$5K or under 6.9%
- Possession - Meth 5.5%
- Breach of Probation 4.0%



**Occurrences
Requiring
Use of Force**
238
7.7%



**Victims
Identified**
1,278

VIOLENCE AGAINST EDMONTON OFFICERS

SOCIAL DISORDER OCCURRENCES

OCCURRENCES: 24,321



**VIOLENCE
AGAINST
POLICE OFFICERS**

**54
OCCURRENCES**



93 Total Charges for
Assaulting Police

Charge

- ASSAULT A PEACE OFFICER
- ASSAULT PEACE OFFICER/BODILY HARM
- ASSAULT WITH INTENT TO RESIST LAWFUL ARREST
- ASSAULT-PEACE OFFICER WHILE CARRYING WEAPON
- DISARM OR ATTEMPT TO DISARM A PEACE OFFICER
- OBSTRUCTING A PEACE OFFICER
- RESISTING A PEACE OFFICER
- TOTAL

of Charges

- 57
- 3
- 4
- 2
- 4
- 5
- 18
- 93

DISPROPORTIONATELY HIGH INVOLVEMENT IN OCCURRENCES

SOCIAL DISORDER OCCURRENCES

OCCURRENCES: 24,321

**UNIQUE INDIVIDUALS
IDENTIFIED**
24,399



Accused, Arrested,
Charged, Subject, Suspect
or Suspect Charged



**TOP 1%
233**

**TOTAL
INVOLVEMENT
IN 2019**

**6,547
OCCURRENCES**

VIOLENT CRIME
486

**NON-VIOLENT
CRIME**
2,615