




NOTE : ALL DIMENSIONS AND AREAS ARE APPROXIMATE AND MUST BE VERIFIED BY LEGAL SURVEY. AREA ARE CALCULATED USING CONCEPTUAL LRT RIGHT-OF-WAY.



REAL ESTATE  
FINANCIAL AND  
CORPORATE SERVICES

## HERITAGE VALLEY TOWN CENTRE AREA

-  LRT – To City of Edmonton
-  Public Utility Lot (Compensation Land)
-  Previously Dedicated Roadway (Compensation Land)

