




	Single Family Residential		Park
	Low Rise Apartment		Major Commercial Corridors Overlay Boundary
	Commercial / Office Development		N.S.P. Boundary
	Site Specific Development Control		

Note: Location of collector roads and configuration of stormwater management facilities are subject to minor revisions during subdivision and rezoning of the neighbourhood and may not be developed exactly as illustrated.

