

Office of the City Manager

Edmonton

**COVID-19 Update - Verbal Report**  
Emergency Advisory Committee

Thursday, May 6, 2021

# Agenda

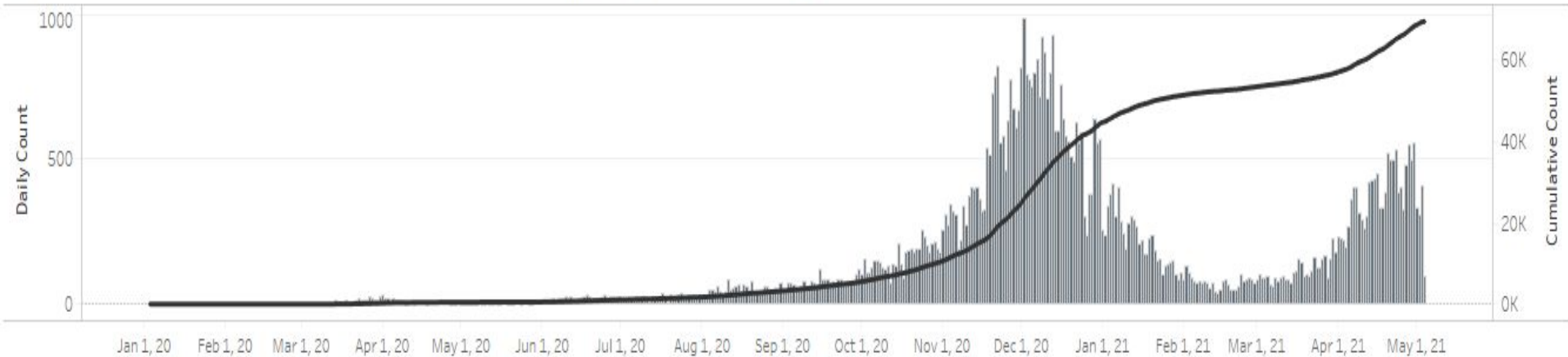
- Current State
  - ◆ Edmonton Health Status Update
  - ◆ Vaccinations
  - ◆ Compliance and Masking Update
  
- Current Actions
  - ◆ Vulnerable Populations
  - ◆ Downtown Clean Up Initiatives
  - ◆ Supporting BIA Activations
  
- New Restrictions
  - ◆ Recreation Facilities
  - ◆ Other Restrictions
  
- COVID-19 Recovery Dashboard

## COVID-19 Update - Edmonton Health Zone

Indicator	Jan 6	Jan 26	Feb 9	Mar 2	Apr 6	May 4
<b>Total Cases to Date</b>	46,073	50,856	52,271	53,882	58,385	70,506
<b>Active cases</b>	5,673	3,027	1,748	1,030	2,447	6,098
<b>New cases</b>	421	119	60	75	239	555
<b>Hospitalizations</b>	479	272	159	76	97	230
<b>ICU</b>	64	37	23	18	19	54
<b>Infection Rate per 100,000</b>	455.6	241.9	133.3	81.1	188.4	416.5
<b>Total Deaths to Date</b>	633	832	892	970	1,014	1,045
<b>Outbreaks</b>	113	120	86	50	25	51
<b>Vaccine Doses Administered</b>						596,130

# Epi Curve - Edmonton Zone

Epicurve and cumulative total of cases by  and  [?](#)



Edmonton

Data from AHS up to May 04, 2021

## Tests Performed - Edmonton Zone

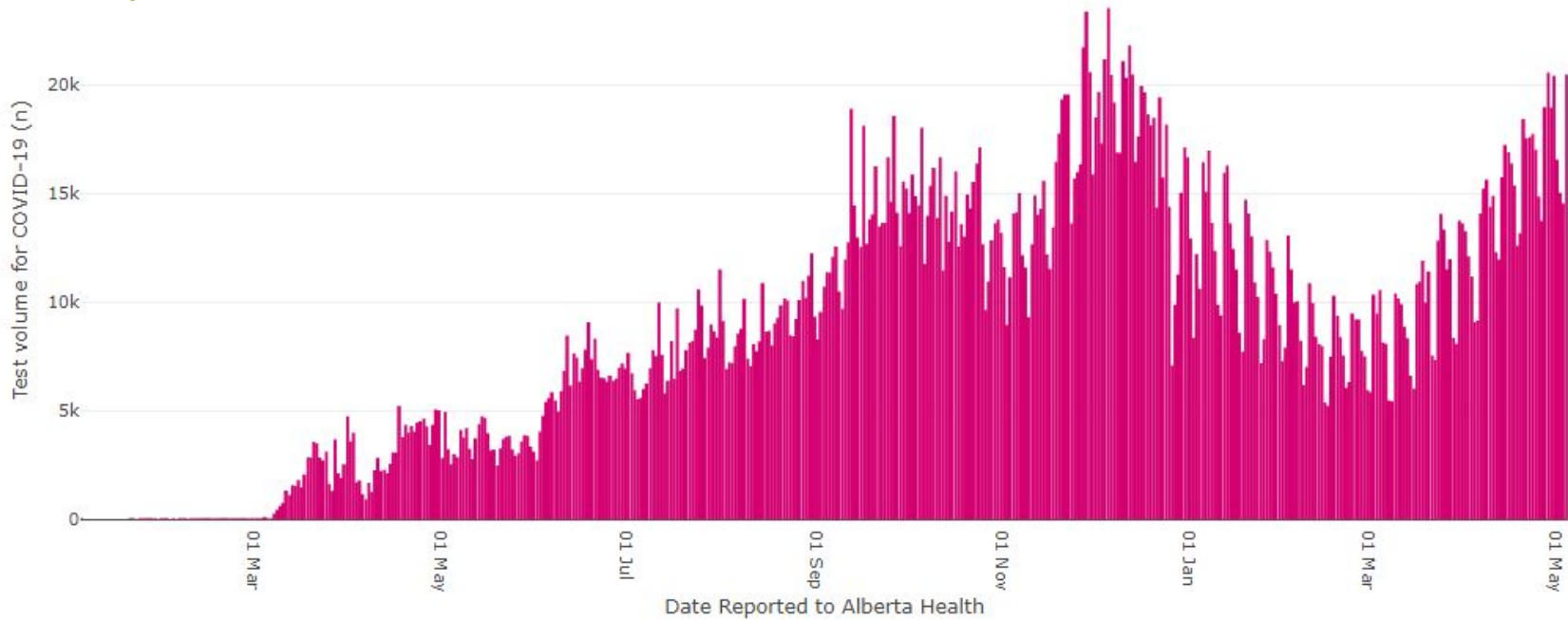


Figure 18: Tests performed for COVID-19 in Alberta by day. Tests can be performed for the same person multiple times.

# Hospitalizations - Edmonton Zone

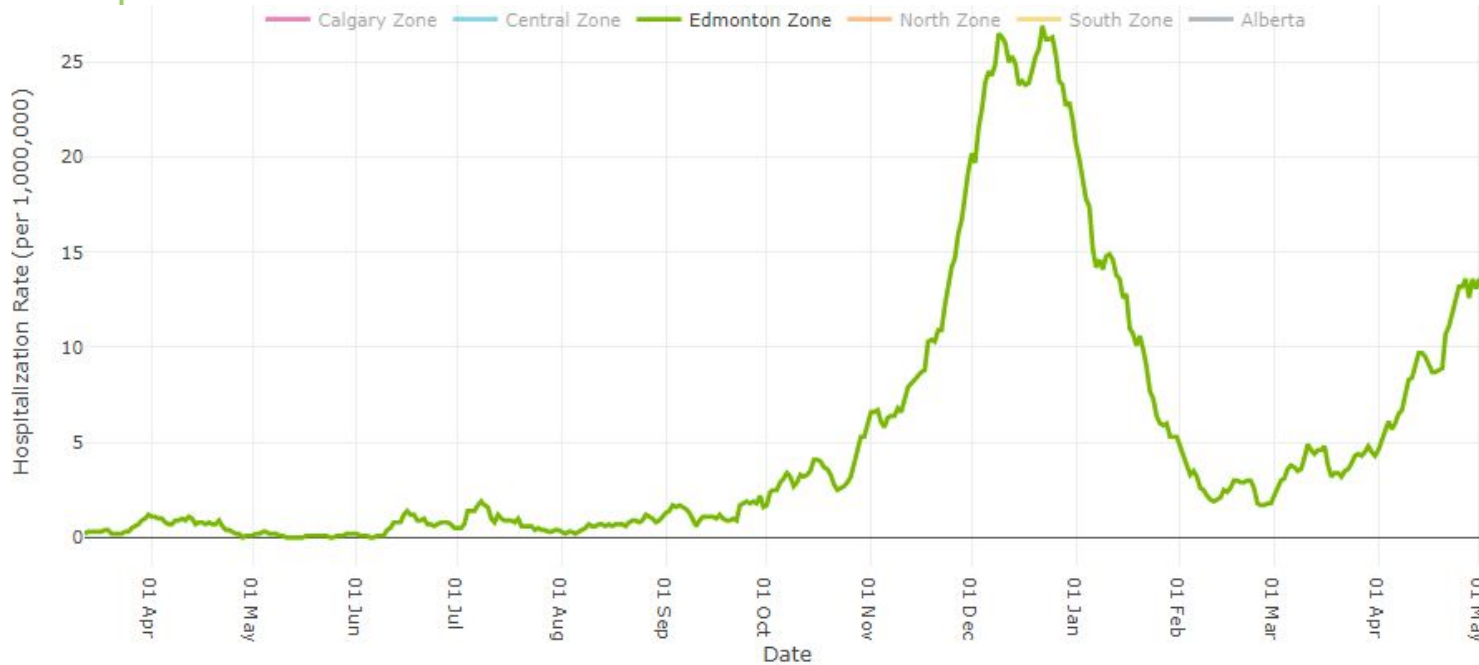
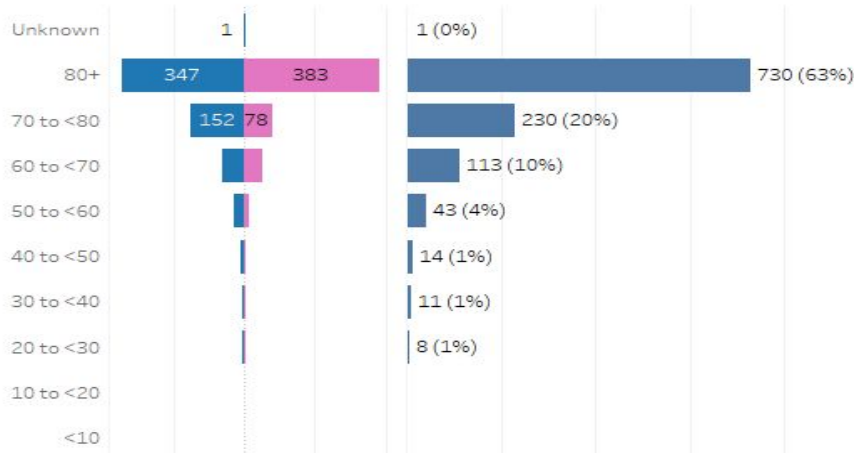


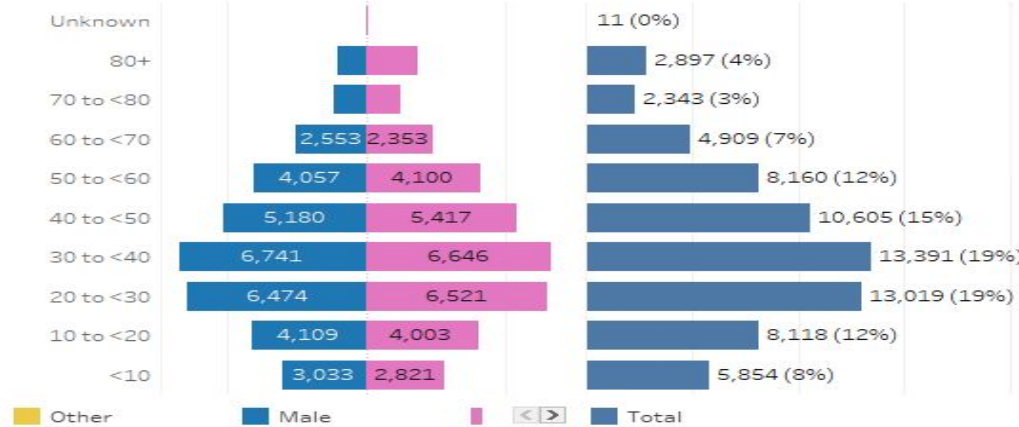
Figure 13: Rate of new hospitalizations (7-day rolling average, average of current day and previous 6 days) by admission date in Alberta and by zone

# Demographics - Edmonton Zone

Distribution of Deaths by age group and gender



Distribution of cases by age group and gender



Data from AHS up to May 04, 2021

# Contact Tracing

- Common locations reported to contact tracers (Edmonton Zone)
  - ◆ Community
  - ◆ Health care workers
  - ◆ Households
  - ◆ Private Dwellings
  - ◆ Restaurants
  - ◆ Schools (K-12) and child care facilities
  - ◆ Work camps
  - ◆ Other



# Vaccinations

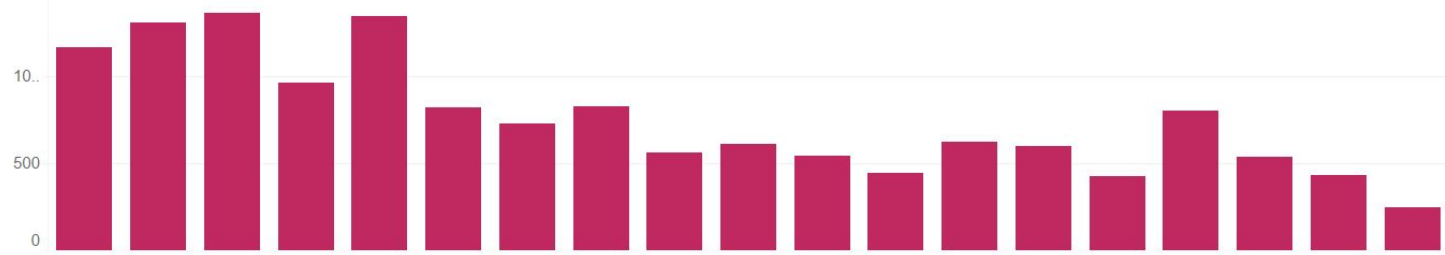
- Edmonton Zone
  - ◆ 8000 doses/day, 7 days per week at 7 immunization clinics
  - ◆ Also available through pharmacies
- EXPO available to accommodate large volumes as supply increases
  - ◆ 30,000 doses of AstraZeneca have been administered
  - ◆ EXPO will temporarily pause, and reactivate depending on vaccine supply
- Eligible to receive vaccine
  - ◆ Albertans age 30+ can book today
  - ◆ As of Monday, May 10, opens to all Albertans ages 12 and up

# Compliance & Masking Update

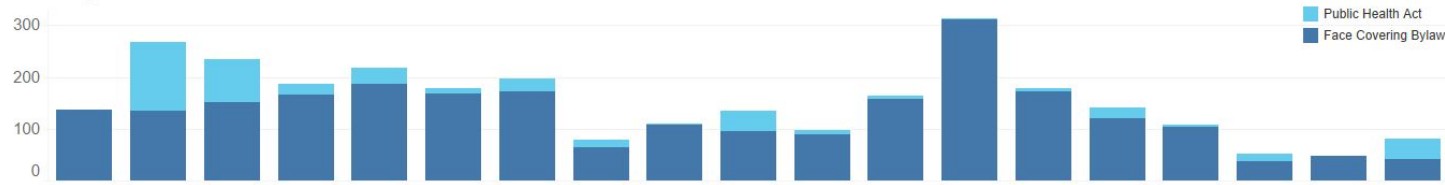
Overall Mask Compliance



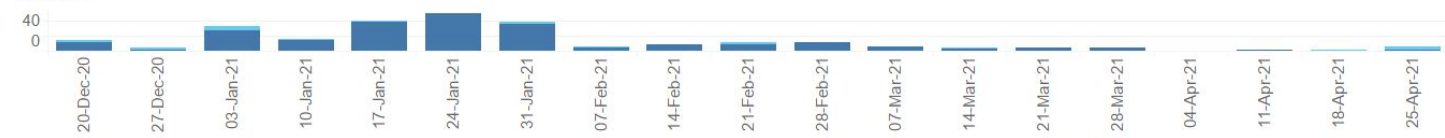
Proactive Patrols



Warnings



Tickets



# Current Actions: Supporting Vulnerable People

- Vaccination underway
- Dispersed model - smaller sites, more individualized space
- Additional washroom and hygiene amenities
- New approach to encampments



# Current Actions: Downtown Clean Up Initiatives

- Creating opportunities to safely be outside, support local businesses and help invigorate the downtown core
- Targeted street cleaning
- Alleys near convention centre
- Targeted transit infrastructure cleaning
- Litter kits to businesses
- Volunteer activities
- Poster panels
- Road and sidewalk repairs



# Current Actions: Supporting Activations in BIAs



*Shared Streets: Jasper Ave, 124 Street BIA (May 2020)*



*Mobility Lanes: 104 Street, Old Strathcona BIA (May 2021)*



*On-Street Activations: Whyte Avenue, Old Strathcona BIA (Summer 2020)*



*Park Activations: Future Warehouse Campus Park, Downtown BIA (May 2021)*

## Current Actions: Supporting Activations in BIAs

	<b>2019 (Year End)</b>	<b>2020 (Year End)</b>	<b>2021 (as of May 4, 2021)</b>
Patios within BIAs	28	78	87
Total Patios	34	110	125

# Recreation Facilities Update

## New provincial restrictions

### Changes From Recent Health Orders

- All youth and adult sport and recreation activities are prohibited
- All indoor recreation facilities are closed
  - Includes indoor 1-1 training and low intensity group activities
  - Includes indoor youth performance activities
  - Includes all indoor rentals and bookings (arenas, gyms, pools)
- All outdoor recreation programs and bookings are cancelled
  - Sports field bookings
  - Guided River Valley Experiences
  - Small Group Outdoor Fitness & Training
- Restrictions include school programs and sports academies

# Recreation Opportunities Available

## Outdoor Recreation Opportunities & Virtual Programming Continue

- Spontaneous use of sports fields and outdoor courts by single households
- Virtual programming of fitness and arts programs
- Shared streets - repurposed roadways to encourage safe space to walk and bike
- All parks and river valley trails
- Online Muttart Conservatory plant sale
- Prince of Wales Archives and Curators continues to respond to research requests and provide online exhibits
  
- Seeking clarity on Valley Zoo - Outdoor Experiences and Riverside, Rundle, & Victoria Golf Courses and Victoria Driving Range

## Partner Operated Recreation Facilities Continue to Adapt

- Edmonton Public Library - curbside pick up and virtual programming
- Telus World of Science - continues to offer online programming
- Fort Edmonton Park - reopening shifted to July 1



## Other Restrictions

- In-person dining, including outdoor patios, closed
- Retail capacity reduced to 10%
- Fine increased from \$1000 to \$2000
- New enforcement protocol for ongoing, serious non-compliance

## Recovery - Conditions We Monitor

Healthy Edmontonians	Healthy Economy	Regulations & Compliance
<ul style="list-style-type: none"><li>→ Homeless Population (Supports)</li><li>→ Health Conditions<ul style="list-style-type: none"><li>○ New Cases / Hospital / ICU</li><li>○ Vaccinations</li></ul></li><li>→ Recreation - Indoor/Outdoor status</li></ul>	<ul style="list-style-type: none"><li>→ Travel Status</li><li>→ Education Institutions</li><li>→ Cultural/Heritage Festivals &amp; Tourism</li><li>→ Construction</li><li>→ Transit volumes</li><li>→ City Revitalization</li></ul>	<ul style="list-style-type: none"><li>→ Bylaw Compliance</li><li>→ Safety Requirements</li><li>→ Compliance with Public Health Rules</li></ul>

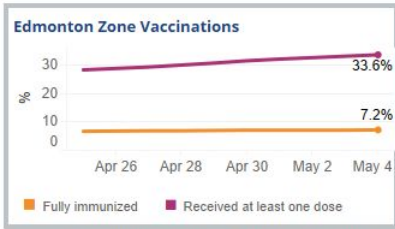
# Recovery - Dashboard Launch

## City of Edmonton Recovery Dashboard

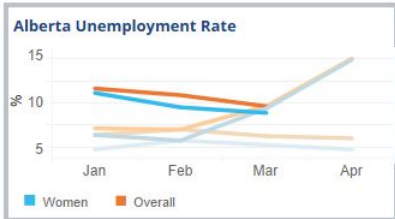


The City of Edmonton is not alone in bearing the brunt of the COVID-19 pandemic. Like many other cities around the world, Edmonton continues to assess how best to recover and, in some cases, return to normal. A public dashboard has been put together to help show Edmontonians at what stage the City's recovery is at.

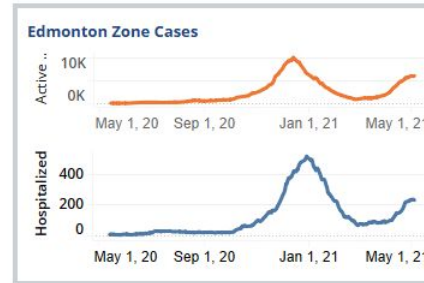
Each of the dimensions in this dashboard represent an important cog in Edmonton's response and recovery. Within each dimension there are components that will inform the City's overall progress.



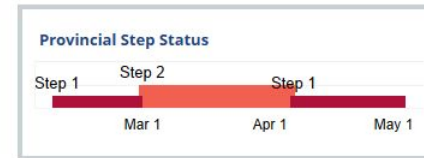
Source (<https://www.alberta.ca/covid-19-alberta-data.aspx>)



Source (<https://www150.statcan.gc.ca/>)



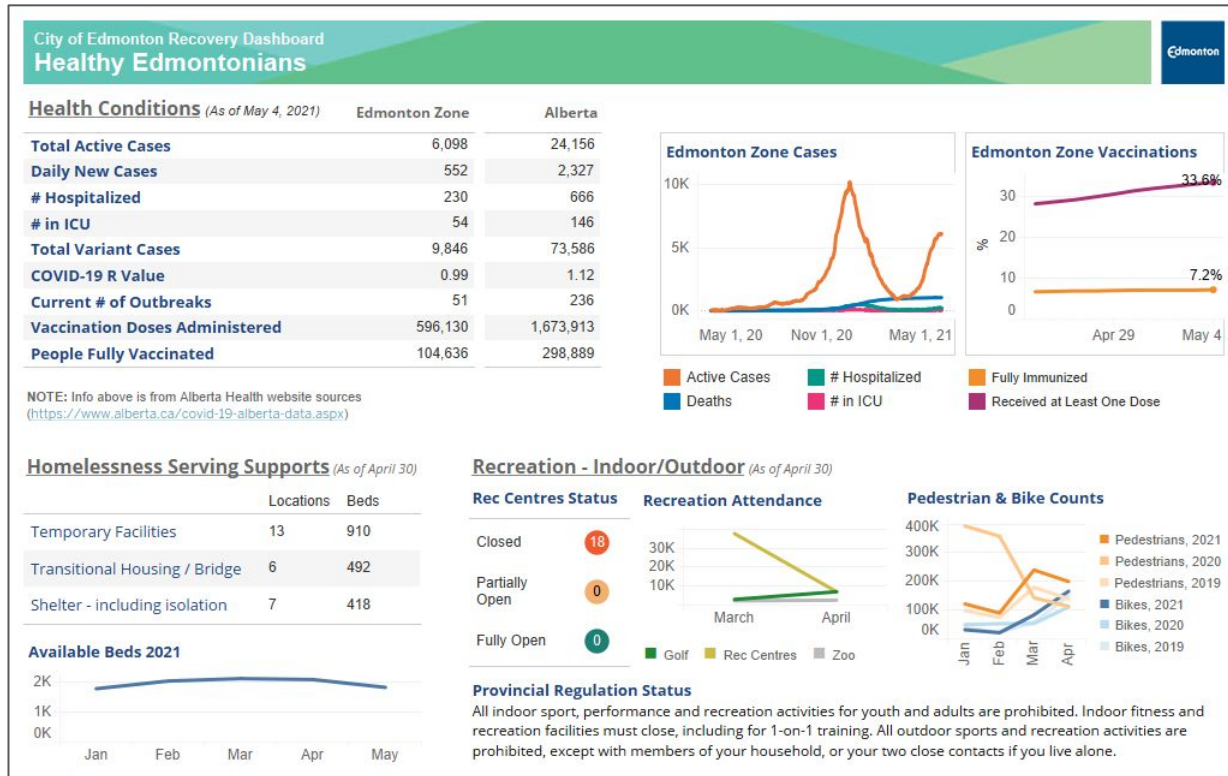
Source (<https://www.alberta.ca/covid-19-alberta-data.aspx>)



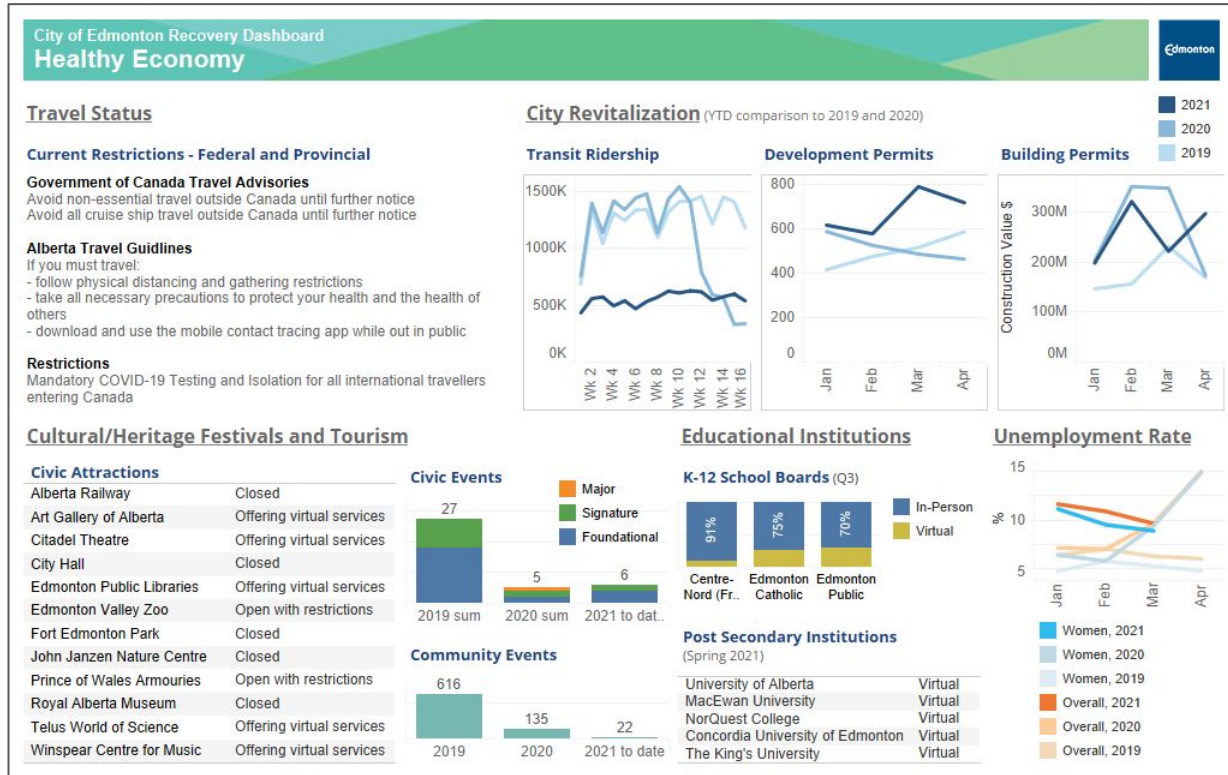
Source (<https://www.alberta.ca/covid-19-alberta-data.aspx>)



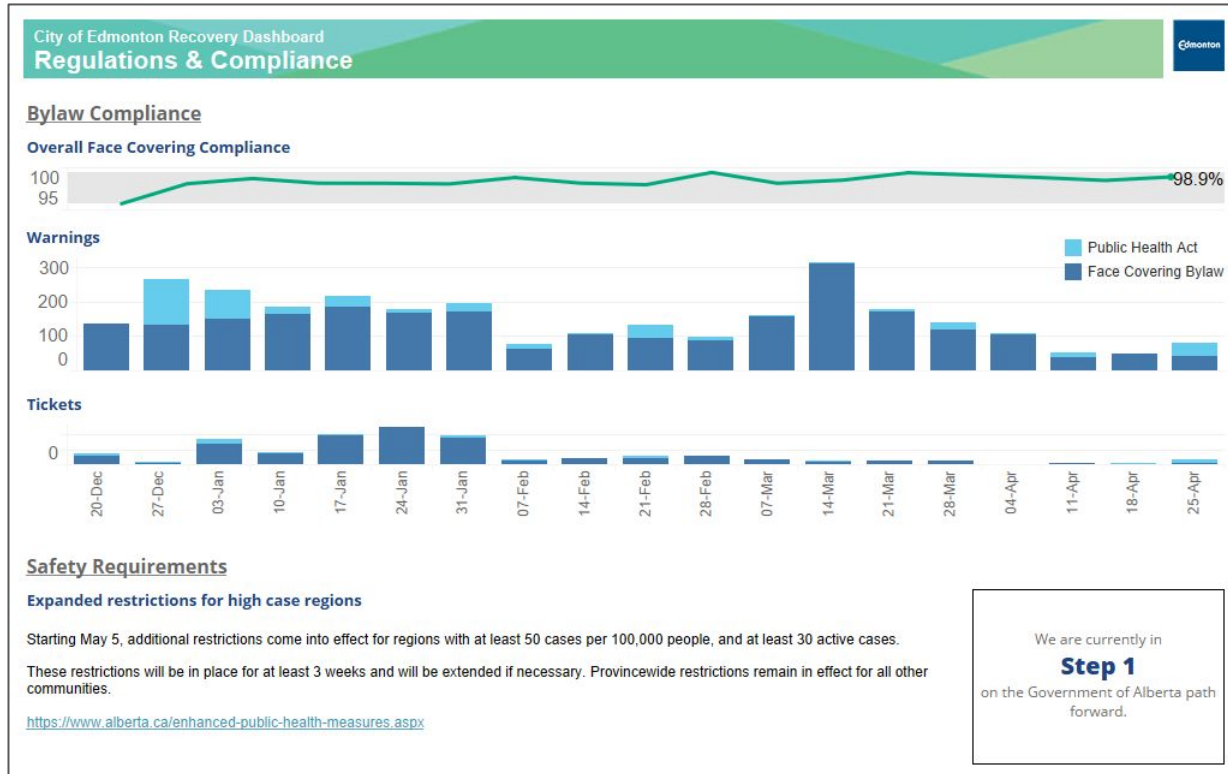
# Recovery Dashboard - Healthy Edmontonians



# Recovery Dashboard - Healthy Economy



# Recovery Dashboard - Regulations & Compliance



# CONCLUSION

City Manager

Thursday, May 6, 2021

The logo for the City of Edmonton, featuring the word "Edmonton" in white text on a dark blue square background.